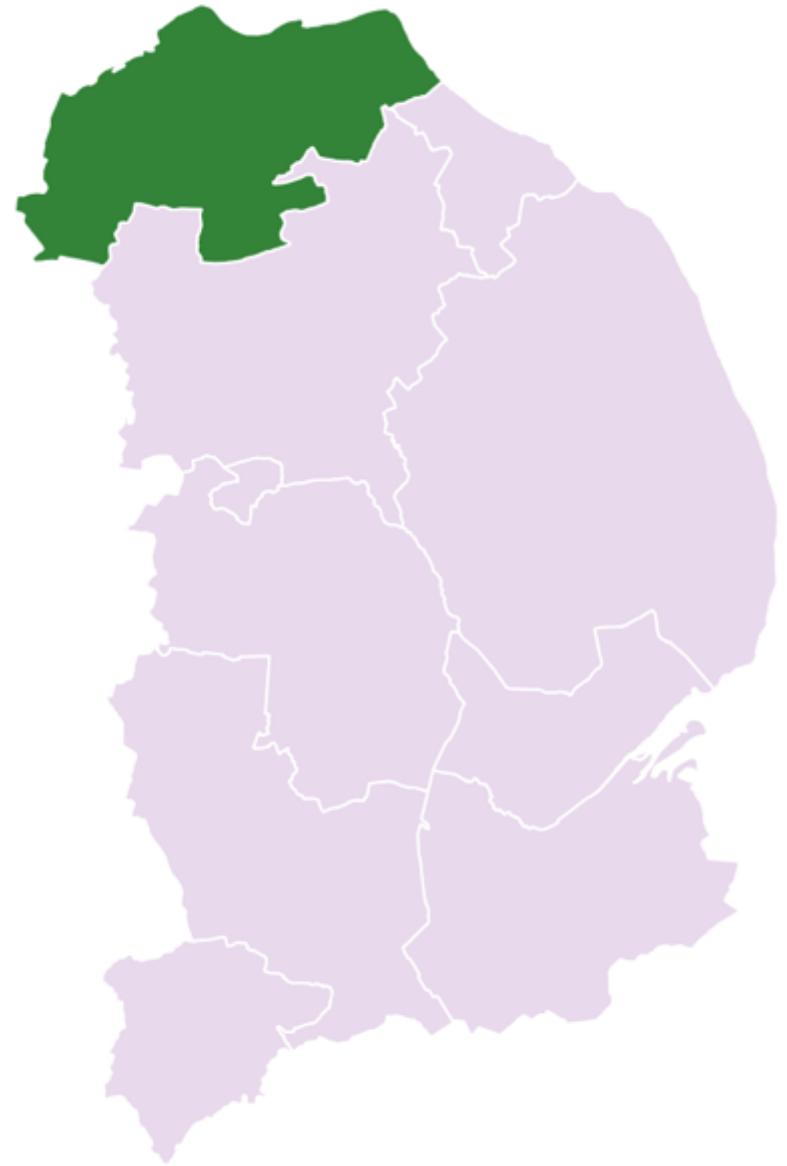


# LOCAL AUTHORITY POST 16 FURTHER EDUCATION AND SKILLS ANALYSIS: NORTH LINCOLNSHIRE UNITARY AUTHORITY

OCTOBER 2020



# ACKNOWLEDGEMENTS, ACCESS & DISCLAIMER

---

Lincolnshire County Council and SkillsReach would like to thank colleagues from our partners at neighboring Local Authorities for their support in supplying data and local context to enable a suite of reports covering the whole Greater Lincolnshire LEP area.

Please note that this report is provided on **a protected distribution basis** and is intended to be viewed only by Lincolnshire County Council Learning Board members, Economic Growth Portfolio Holders, Councillor Bradwell, other agreed Lincolnshire County Council colleagues, and our nominated contacts within contributing local authorities.

This document contains data that has been made available under an Open License and accessed via the Department for Education and the Office for National Statistics. SkillsReach and its associates are not responsible for data verification or the cleaning of this data and it has been analysed as is, with any faults. As such, all conclusions drawn from this data in this report are based purely on the data available for public access at the time of writing. All data used in this document is either the most up-to-date, or most relevant, available at time of publication.

All maps have been produced using the open source Geographic Information Systems software 'QGIS', produced by the QGIS Development Team (2020), and made possible by the Geospatial Foundation Project.

# BACKGROUND

SkillsReach was commissioned to provide a suite of reports mapping post-16 education and training across Greater Lincolnshire at a 'unitary or district council' level. Key considerations include:

- Economic landscape (headline demographics and features of the local economy)
- Post-16 provision (classroom/distance) – providers and provision (A Levels / Apprenticeships / vocational provision supporting T Level implementation / Adult Education) \*
- Post-16 provision – performance and destinations \*
- Gaps in post-16 provision, particular reference to the LEP's focus on key sectors
- Post-16 opportunities:
  - Key employers
  - Apprenticeship offer
  - Other learning
- Other considerations impinging on Post-16 provision to support local education and skills planning
- Integrating two earlier 2019 SkillsReach reports covering East Lindsey and South Holland in style and substance although retaining for reference any earlier specific conclusions

*\*to include post-16 provision available in the area concerned as well as accessible and delivered outside of the area*

Our methodology has included:

- Analysis of open source and local authority provided data (although this North Lincolnshire analysis does not include local authority provided data)
- Mapping of local and 'locally-accessible' post-16 provision
- Consideration of transport implications
- Identification of gaps and opportunities

We also note the following limitations:

- Small-scale essentially desk-based project focusing particularly on larger schools and their cohorts
- Mapping of publicly available sources including Provider online prospectus information – as opposed to actual delivery mapping
- No direct access to the 'DataCube' which incorporates ILR data, or to 'subject studied' information in schools

## A. Executive Summary (Slides 5–7)

- Key points
- Conclusions
- Potential Success Indicators

## B. The North Lincolnshire Context (Slides 8–22)

- North Lincolnshire's geography and relationship with neighbouring areas
- Qualification levels, and education, skills and training deprivation
- Employment centres, key sectors and employers

## C. Destinations and Performance Post-16 in North Lincolnshire (Slides 23–29)

- Where do North Lincolnshire learners go post Year 11?
- Achievements and participation rates for under 19s over time
- Higher Education participation

## D. North Lincolnshire Located or Accessible Provision (Slides 30–39)

- The local vocational education and training offer for young people in North Lincolnshire
- Other provision – Apprenticeships and Adults

# EXECUTIVE SUMMARY: KEY POINTS

- Scunthorpe is the largest built-up area, with 48% of the local population, and is the main centre for post-16 education. Immingham is significant economically too due to its proximity to the ports and the economic activities that coalesce.
- There are significant daily flows of workers commuting to/from neighbouring areas, although North Lincolnshire retains virtually all post-16 and most adult resident learners. Scunthorpe therefore provides an accessible, central study location for young people from across the area, despite travel accessibility lagging national averages.
- Employment rates are lower than local and national averages with qualification levels mirroring Greater Lincolnshire, meaning less residents with higher qualifications, and more with low or no qualifications. Relatively higher levels of 'education, skills and training' deprivation have been identified in Scunthorpe, Brigg, Winterton, and Immingham.
- Manufacturing dominates providing 17,000 jobs / 22% of total employment – three times the England average for the sector. Healthcare is the second highest sector for jobs, with Transport/Storage important due to its port proximity and fast, accessible road routes to the rest of the UK. Knowledge-intensive industries such as digital, and professional services, which tend to be faster-growing and employ higher skilled workers, are under-represented making the overall job offer potentially less diverse.
- The presence of larger businesses provides a sound infrastructure for both the recruitment of new talent and structured workforce development. The challenges faced by large-scale 'anchor' businesses such as British Steel are however well-documented.
- Post 16 provision is dominated by North Lindsey College and John Leggott Sixth Form College – between them accounting for 95% of the Under 19 cohort (that remain in North Lincolnshire post completion of KS4). Only c5% of North Lincolnshire young people continue their studies with their Year 11 school; compared to the Greater Lincolnshire average of 46%, with 39% of young people attending Sixth Form College compared to 12% in Greater Lincolnshire.
- The high concentration of post-16 students in Scunthorpe ensures high learner footfall and a real breadth of accessible academic and vocational opportunities including higher education.
- Under 19 'FE and Skills' participation and achievement rates have fallen faster than both Greater Lincolnshire and England – particularly in 2018/19.
- Apprenticeship participation by age group and level has mainly declined over recent years with a slower recovery than other parts of Greater Lincolnshire.
- North Lincolnshire has one of the lower levels of HE participation in Greater Lincolnshire.

## KEY POINTS

# EXECUTIVE SUMMARY: CONCLUSIONS :

---

What does the local vocational education and training landscape look like?

- For learners:

A very high proportion of local young people move from their year 11 school to one of two main post-16 providers – something which emphasises the importance of careers guidance in supporting the Y11 decision-making processes. Provision being concentrated in Scunthorpe does mean that there is a wide range of academic and vocational opportunities available. These include access to Apprenticeship provision delivered under the latest occupational standards. Opportunities for young people unable or unwilling to travel into Scunthorpe are more limited. The historic focus of the area on manufacturing is a great local strength, but this is probably balanced by less jobs (or at least less career visibility) in contemporary knowledge intensive sectors such as digital, and professional services for example.

- For employers:

The concentration of post-16 education participation in two larger institutions must facilitate more straightforward access to education/employer partnerships – for example as an alternative to areas where education is more dispersed. There is evidence that the important local sectors such as manufacturing and healthcare are supported by an aligned local learning offer (including an 'Engineering UTC') for young people – either through courses or work-based learning such as Apprenticeships. Apprenticeships, as a destination for young people, are still above national and local averages although the generally declining numbers, despite the presence of larger levy-paying businesses, may be a cause for concern – either from the perspective of employer or local resident demand.

## CONCLUSIONS

# EXECUTIVE SUMMARY: POTENTIAL SUCCESS INDICATORS

This ‘working’ slide aims to identify and consider potential ‘success factors’ in local post-16 strategy development.

Element	Evidence
Travel connectivity for learning and work	Scunthorpe provides an accessible, central study location for young people from across the North Lincolnshire area, despite travel accessibility lagging national averages. In terms of travel to work, there is significant daily outmigration by local workers to neighbouring areas suggesting that road communications (particularly M180) provide good access.
Diversity of employment opportunities	Manufacturing dominates the area providing 17,000 jobs and 22% of total employment - the highest proportion of any single sector in Greater Lincolnshire. Healthcare and Transport / storage are also important although there is an under-representation of industries such as digital and professional services, which nationally tend to be faster-growing, more knowledge intensive, and employ higher skilled workers.
Diversity of learning opportunities	There are only two larger scale Scunthorpe-based post-16 providers, resulting in an impressive diversity of post-16 learning opportunities. Outside of the Scunthorpe area, the North Lincolnshire post-16 offer is much less wide-ranging.
Alignment of local skills ‘supply and demand’	Subject ‘choices’ (both Apprenticeships and FE) correspond in part to the local employment offer in areas such as Engineering / Manufacturing and Healthcare. The area also benefits from the location of a national Hair and Beauty Professional learning provider perhaps explaining relatively high take-up in this subject area.
Apprenticeship offer	Apprenticeship participation for all age groups has declined and, unlike Greater Lincolnshire overall, numbers have not increased recently apart from the 25+ age group. In line with national trends, the number of Intermediate Apprenticeship starts is declining significantly, although Advanced and Higher/Degree Apprenticeships have started to grow. North Lindsey College is the largest Apprenticeship provider with 33% of all starts; and strengths in occupational areas that reflect the local economy such as Manufacturing and Construction.
Higher Education access	North Lincolnshire has one of the lower levels of HE participation in Greater Lincolnshire and is also significantly below England-wide participation levels.

## CONCLUSIONS

## B. THE WIDER NORTH LINCOLNSHIRE CONTEXT: SUMMARY

- North Lincolnshire has 172,005 residents with a population density higher than Greater Lincolnshire, but lower than national averages. It has a large number of settlements with 1,000 plus populations, spread evenly across the area.
- Scunthorpe is the largest built-up area, with 48% of the total resident population, and is the main centre for post-16 education.
- Immingham which straddles North and North East Lincolnshire is particularly significant economically due to its proximity to the Ports of Grimsby and Immingham and the economic activities such as warehousing and distribution that coalesce.
- Reflecting its rurality and settlement spread, physical access to further education within 15 minutes by public transport or walking lags the national average with only 20% of the resident population enjoying this level of access, compared to 31% nationally.
- There are significant in and outflows of workers commuting daily to/from neighbouring areas, although North Lincolnshire retains most of its post-16 and adult learners – supported by good communication links to the centrally located town of Scunthorpe.
- The local employment rate is lower than local and national averages. Qualification levels mirror Greater Lincolnshire, meaning less residents with higher qualifications, and more with low or no qualifications, than the national average.
- High levels of 'education, skills and training' deprivation have been identified in Scunthorpe, Brigg, Winterton, and Immingham.
- North Lincolnshire has a greater proportion of larger businesses when compared locally and nationally, providing a local infrastructure for both the recruitment of new talent via Apprenticeships /Graduate Schemes and structured workforce development
- Manufacturing dominates providing 17,000 jobs / and 22% of total employment - the highest proportion of manufacturing jobs across Greater Lincolnshire. Transport and storage is also very important explained by proximity to the port and fast, accessible road routes to the rest of the UK.
- Healthcare is the second highest sector for jobs, although proportionally less important than much of Greater Lincolnshire.
- There is however an under-representation of industries such as digital, professional services which nationally tend to be faster-growing, more knowledge intensive, and employ higher skilled workers.

CONTEXT



# NORTH LINCOLNSHIRE GEOGRAPHY: OVERVIEW

---

North Lincolnshire has a population of 172,005 people\* across 846 sq km, producing a population density of 203 people per sq km, higher than that across Greater Lincolnshire inc. Rutland (135) but lower than nationally (430). This level of population density means that North Lincolnshire is classified by Defra as 'Urban with Significant Rural'\*\*, meaning that between 26% and 49% of its population live in a rural area (including hub towns).

North Lincolnshire has a relatively large number of settlements with 1,000 plus populations, spread reasonably evenly across the area but tending to hug the boundary with only Scunthorpe, Broughton and Keadby in central areas. Scunthorpe is the largest built-up area with a population of 83,072, 48% of the total North Lincolnshire resident population. The next two largest built-up areas in population terms are Barton-upon-Humber (11,709 people), and Immingham (11,037 people) which straddles the border between North and North East Lincolnshire (noting that Immingham's population is split across North and North East Lincolnshire).

In commuting terms, the largest flows (the sum of in-flows and out-flows) of workers are between North East Lincolnshire (8,495) to the East; Doncaster (4,600) to the West, and West Lindsey (4,365) to the South. The River Humber is less of a natural barrier to the North (compared to North East Lincolnshire), meaning that the flows of workers into and out of East Riding of Yorkshire and Kingston Upon Hull are both relatively substantial at 2,226 and 1,992 respectively.

Given North Lincolnshire's relatively high population density (compared to the Greater Lincolnshire average), and its urban status (albeit at the lower end of the urban scale), physical access to further education within 15 minutes by public transport or walking lags behind the national average with only 20% of the resident population enjoying this level of access compared to 31% nationally.

North Lincolnshire has a working age (16-64) population of 104,000 people\* and directly supports 78,000 jobs. The area has a lower than the national average number of jobs per sq. km at 92 (compared to 206 nationally) although it is higher than the Greater Lincolnshire area average of 56.

\*2018 Mid Year Sub-national Population Estimates, Office for National Statistics

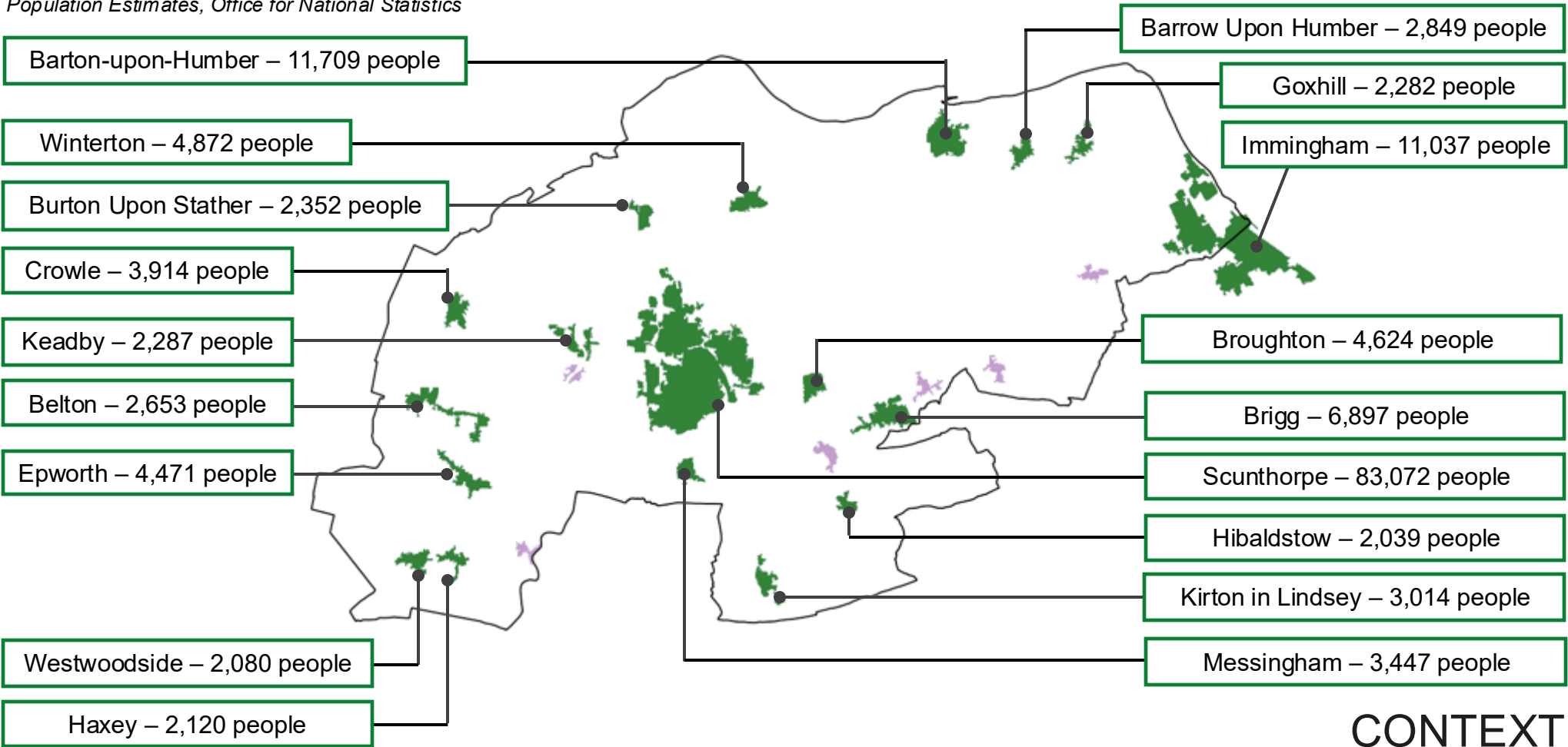
\*\* 2011 Rural-Urban Classification, Department for Food, Environment and Rural Affairs

# NORTH LINCOLNSHIRE'S GEOGRAPHY: BUILT-UP AREAS

North Lincolnshire's Built-Up Areas with Populations of 2,000+ (Green) and 1,000+ (Pink)

Sources: 2011 Census, Office for National Statistics; 2018 Mid-year Population Estimates, Office for National Statistics

The definition for 'built-up areas' follows a 'bricks and mortar' approach, with areas defined as built-up land with a minimum area of 20 hectares (200,000 sq. m), while settlements within 200m of each other are linked.



CONTEXT

# NORTH LINCOLNSHIRE'S GEOGRAPHY – NEIGHBOURING AREAS



This image shows North Lincolnshire's neighbouring local authority areas where we have considered relationships in terms of employment and educational/skills flows.

The following slide details the main flows of workers into and out of North Lincolnshire. These are intended to demonstrate the proximity, connectivity and potential for the main movements in and out of district for work and learning.

The area has a total outflow of 15,778 workers which equated to approximately 15% of the local working age (16-64) population (105,934 people) in 2011. There is also a daily inflow of 14,802 workers, meaning that on the day of the 2011 Census, the area had a net outflow of 976 workers.

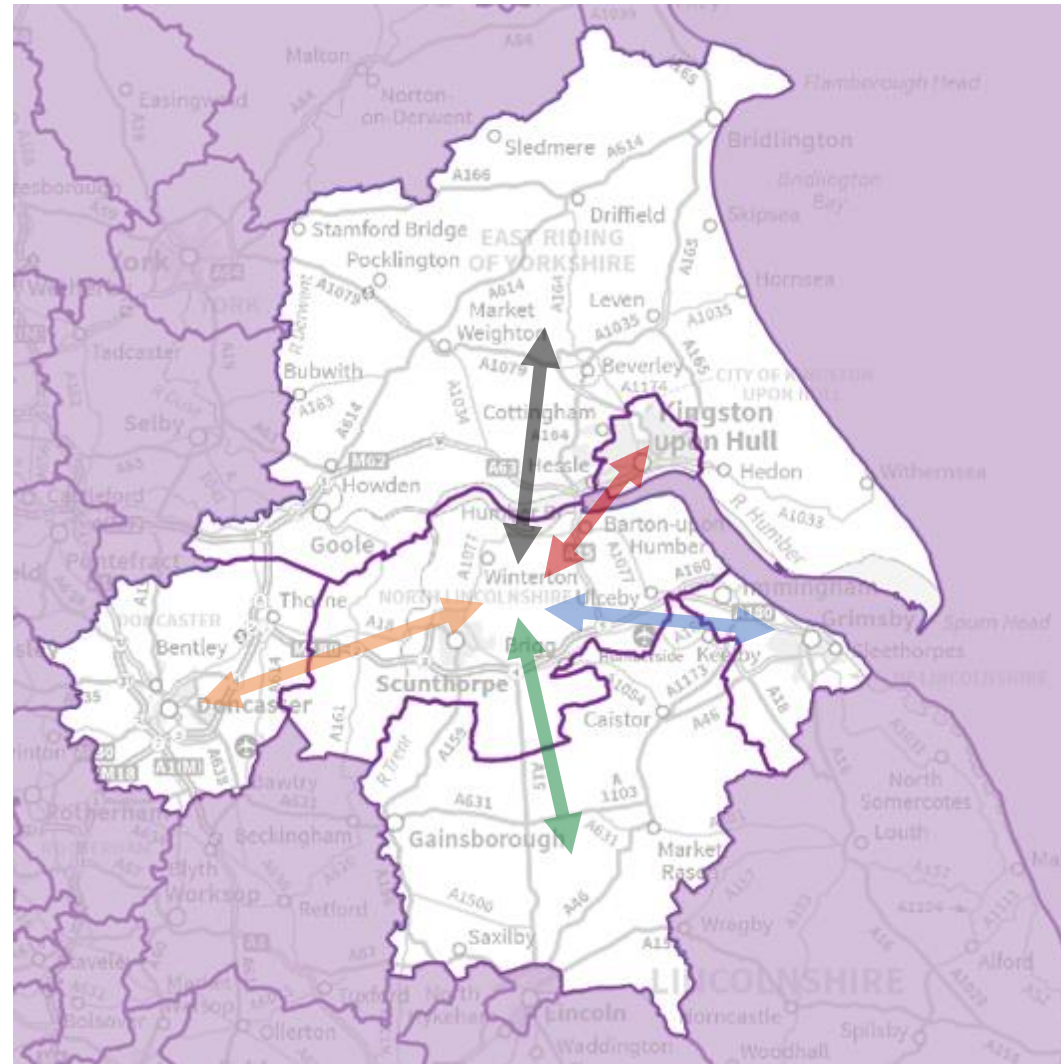
People travelling to and from work on Census day  
Source: 2011 Census, Office for National Statistics; Ordnance Survey

North Lincolnshire  Kingston Upon Hull = 1,391  
Kingston Upon Hull  North Lincolnshire = 601

North Lincolnshire → Doncaster = 2,605  
Doncaster → North Lincolnshire = 1,995

North Lincolnshire → West Lindsey = 1,421  
West Lindsey → North Lincolnshire = 2,944

North Lincolnshire → North East Lincolnshire = 3,803  
North East Lincolnshire → North Lincolnshire = 4,692



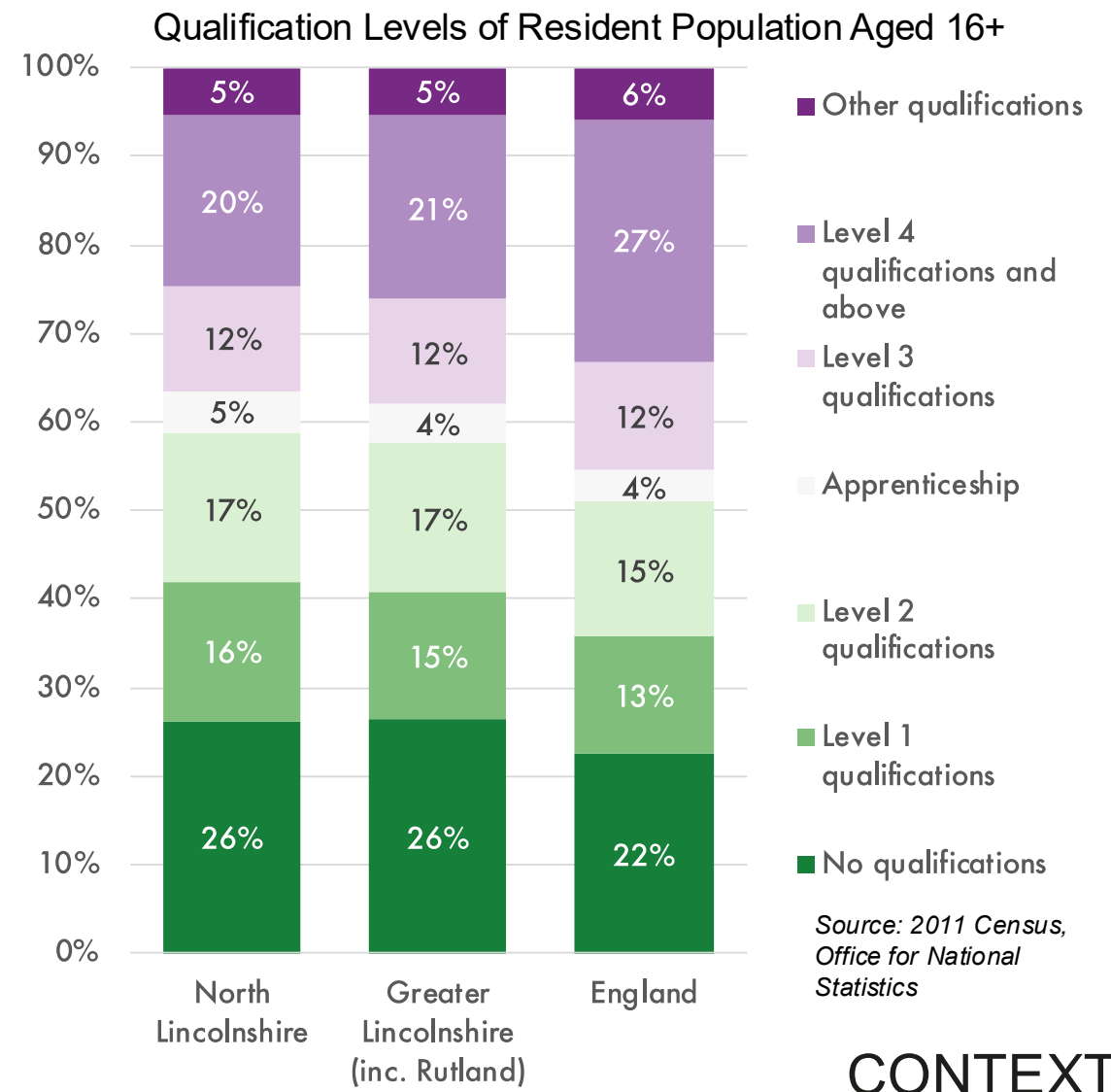
12/

# NORTH LINCOLNSHIRE – EMPLOYMENT AND QUALIFICATION LEVELS

**Employment Rates:** The employment rate in North Lincolnshire is **lower than local and national averages**. Data for the year ending Dec 2019 places the employment rate (of those aged 16-64) in North Lincolnshire at **72%**, compared to **75%** in Greater Lincolnshire (including Rutland), and **76%** across both Lincolnshire and England.

**Qualification Levels:** The chart shows that qualifications across North Lincolnshire mirror closely those of the wider Greater Lincolnshire area. This does mean that North Lincolnshire has a lower proportion of its resident population with Level 4 and above qualifications, and a greater proportion with low or no qualifications, than the national average.

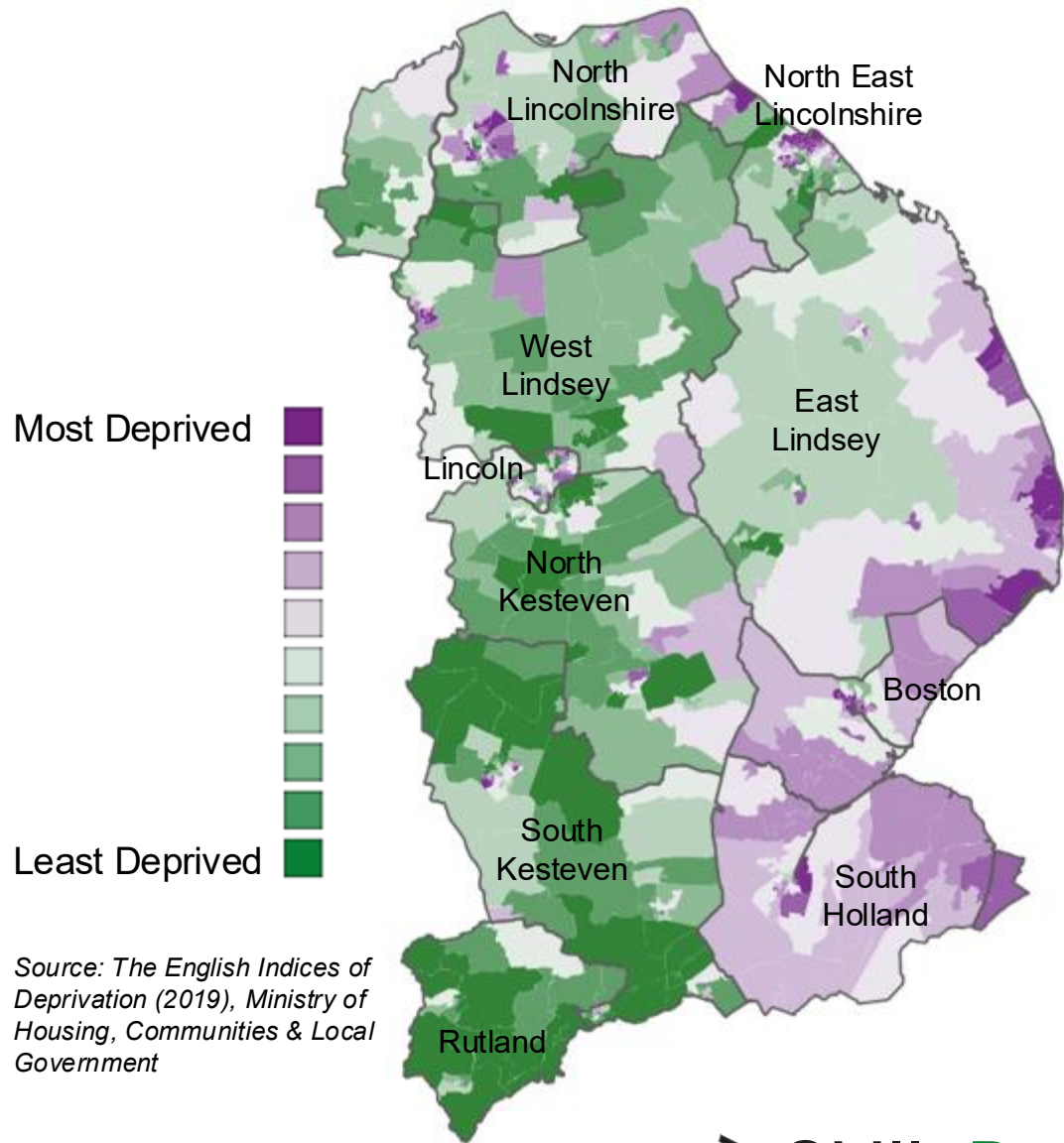
*More up-to-date information on qualification levels is available via the Annual Population Survey but it is much less reliable given the surveys small sample sizes. It does however show improvements in qualification levels between 2011 and 2018 in North Lincolnshire, and at county, LEP and national level. ‘Education, Skills & Training’ Deprivation data (which uses this same data) is presented next.*



CONTEXT



# NORTH LINCOLNSHIRE – EDUCATION, SKILLS & TRAINING DEPRIVATION



Source: *The English Indices of Deprivation (2019)*, Ministry of Housing, Communities & Local Government

The English Indices of Deprivation rank each ‘small area’ in England from the most deprived to the least deprived. There are seven domains of deprivation, which combine to form the Index of Multiple Deprivation (IMD). One domain is the ‘Education, Skills & Training’ domain.

This domain measures the lack of attainment and skills in the local population using the following indicators from sources including the Census and Annual Population Survey:

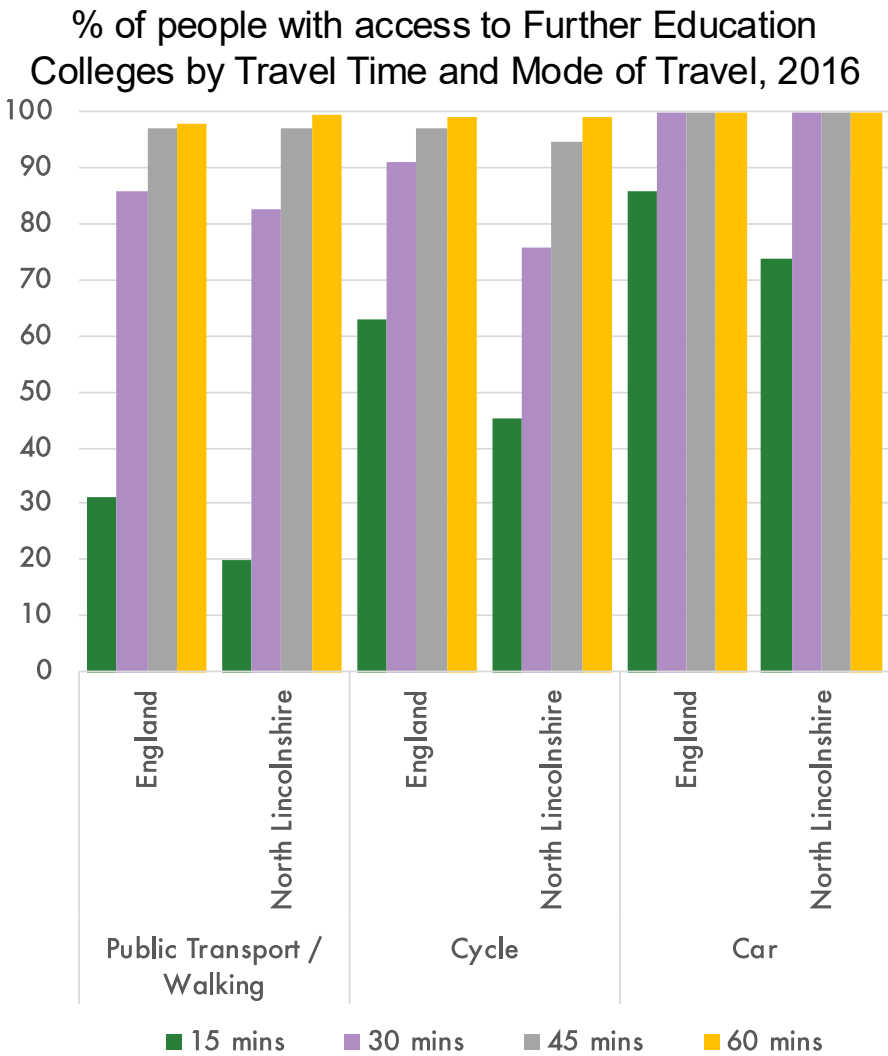
- Key stage 2 and key stage 4 attainment
- Secondary school absence
- Staying on in education
- Entry to higher education
- Adults with no or low qualifications
- English language proficiency

The map on the left relatively ranks each of the ‘small areas’ in Greater Lincolnshire and Rutland against each other based on their national ranking. It shows that North Lincolnshire has areas with high levels of ‘education, skills and training’ deprivation in and around Scunthorpe, Brigg, Winterton, and Immingham.

CONTEXT

# TRAVEL AND TRANSPORT CONSIDERATIONS

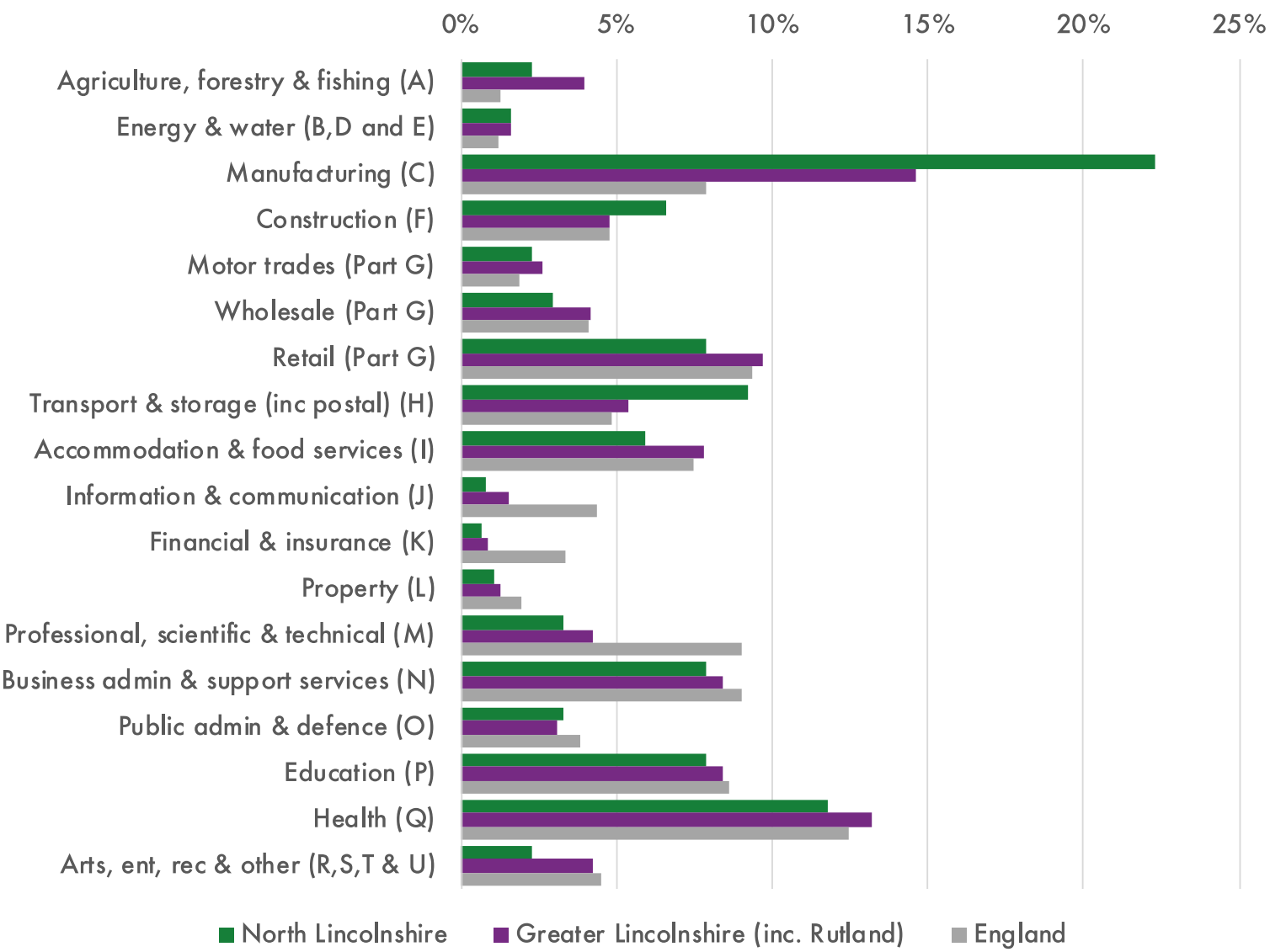
- Despite being an urban area, physical access to further education within 15 minutes by public transport ,walking, cycling or car lags behind the national average with only 20% of the resident population enjoying 15-minute walking or public transport access compared to 31% nationally. However, this performance improves to almost in line with the national average once we consider a 30-minute travel time.
- Although there are relatively high daily outflows of workers to other areas daily, there is however a notable lack of travel out of area for post-16 provision with a c95% learner retention rate.
- Scunthorpe therefore provides an accessible, central study location for young people from across the North Lincolnshire area, despite travel accessibility lagging national averages.
- North Lincolnshire School and Transport policy, and ESFA Bursary contributions, are important sources of support and appear to be applied widely and inclusively. The two main Post-16 providers also provide and promote additional significant transport support; including owned bus fleets such as the John Leggott minibuses serving the east of the area.



Source: Department for Transport

CONTEXT

# NORTH LINCOLNSHIRE – EMPLOYMENT BY SECTOR



Employment by Sector, 2018

Source: Business Register & Employment Survey, Office for National Statistics

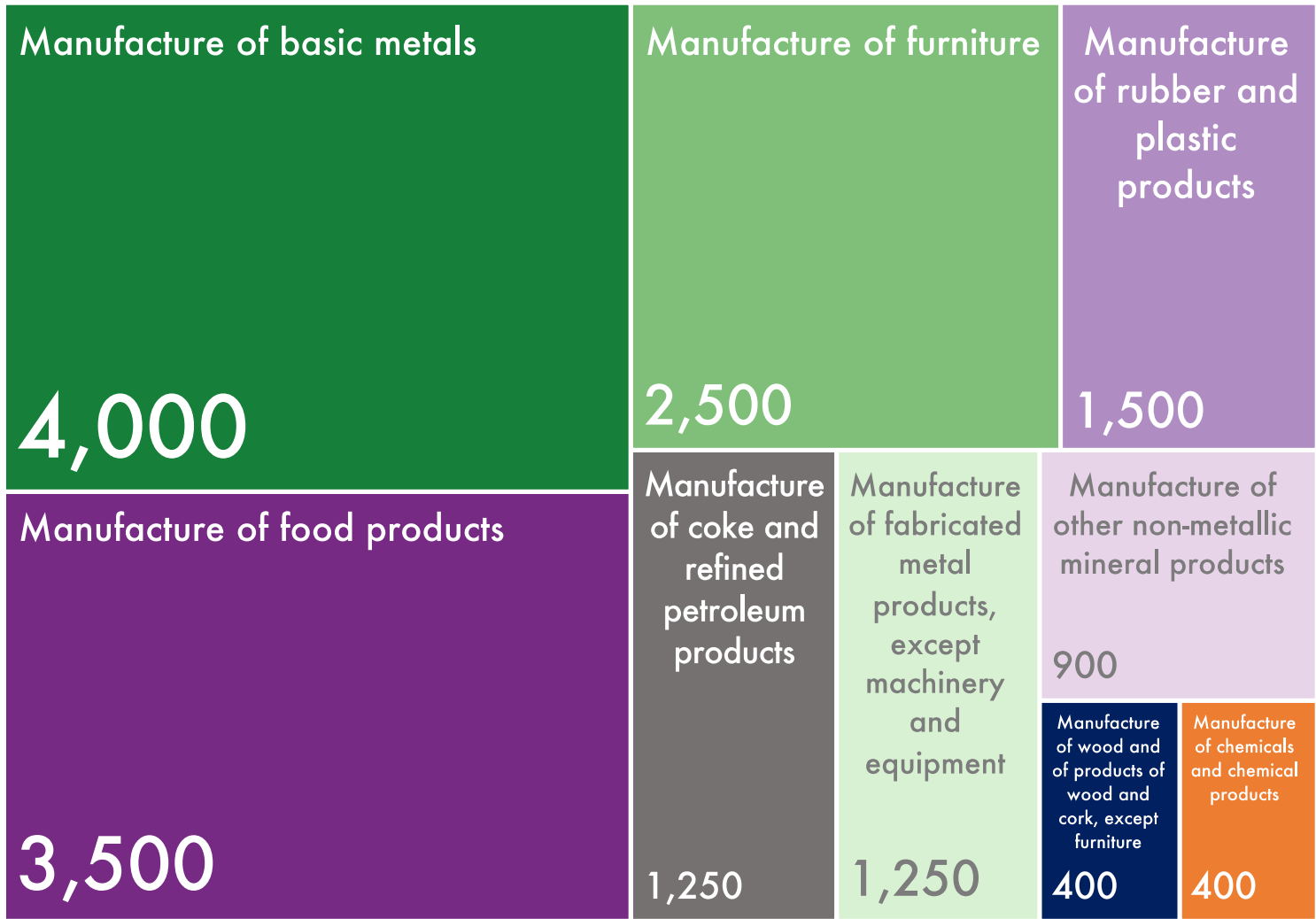
In total, North Lincolnshire directly supports 78,000 jobs with concentrations and/or large proportions of employment (compared locally and nationally) in Manufacturing, Construction, and Transport & storage. The next slides consider these sectors in more detail.

The area has low proportions of employment in ‘Information and communication’, ‘Finance & insurance’, and ‘Professional, scientific & technical’, sectors which tend to be higher skilled. The Visitor Economy (Accommodation & food services; Arts, entertainment, recreation & other) is also underrepresented.

CONTEXT



# KEY SECTOR: MANUFACTURING



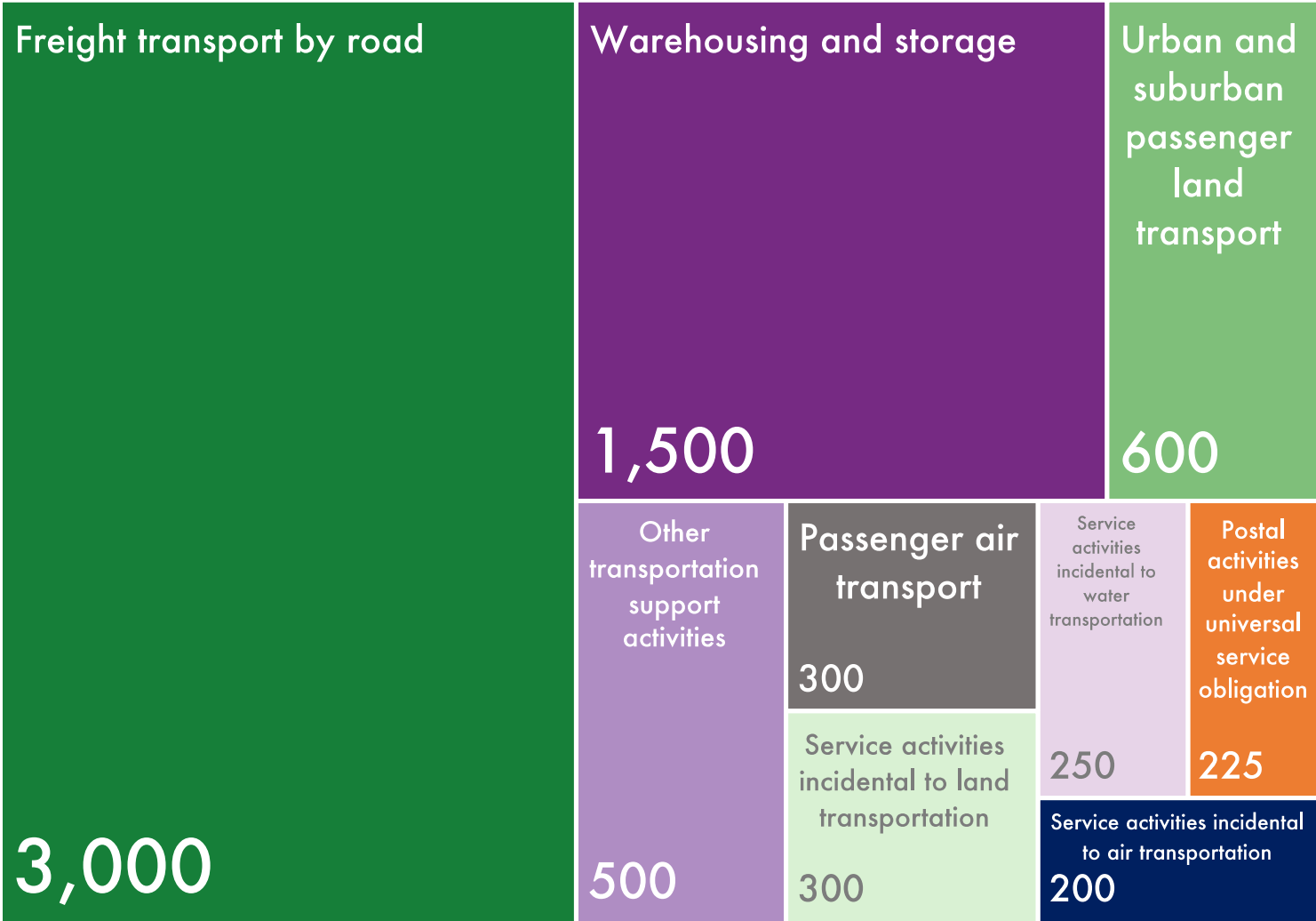
Manufacturing sector activities supporting 400 jobs or more in North Lincolnshire

Source: Business Register and Employment Survey, 2018, Office for National Statistics

In total, the Manufacturing sector provides **17,000 jobs** in North Lincolnshire, 22% of total employment in the area. This is the highest proportion of manufacturing jobs across Greater Lincolnshire and nearly three times the England average. There are a number of national and international players including British Steel (formerly Tata), Wren Kitchens and large food manufacturers – often divisional operations with head offices in other parts of the UK or abroad. The challenges faced by organisations such as British Steel are well documented with significant ownership reviews and restructuring over the last two years. The result being that these figures potentially overstate the number of jobs.

CONTEXT

# KEY SECTOR: TRANSPORT AND STORAGE



Transport and storage sector activities supporting 200 jobs or more in North Lincolnshire

Source: Business Register and Employment Survey, 2018, Office for National Statistics


In total, the Transport and Storage sector provides **7,000 jobs** in North Lincolnshire (9%).

North Lincolnshire has the highest number of jobs in this sector across Greater Lincolnshire – explained by its close proximity to the Port of Grimsby and Immingham and also the fast, accessible road routes through the area to the rest of the UK.

A significant proportion of these jobs relate to the port and its storage, logistics and distribution activities, although the port is actually located just over the border in North East Lincolnshire.

CONTEXT

# KEY SECTOR: CONSTRUCTION



Construction sector activities supporting 100 jobs or more in North Lincolnshire

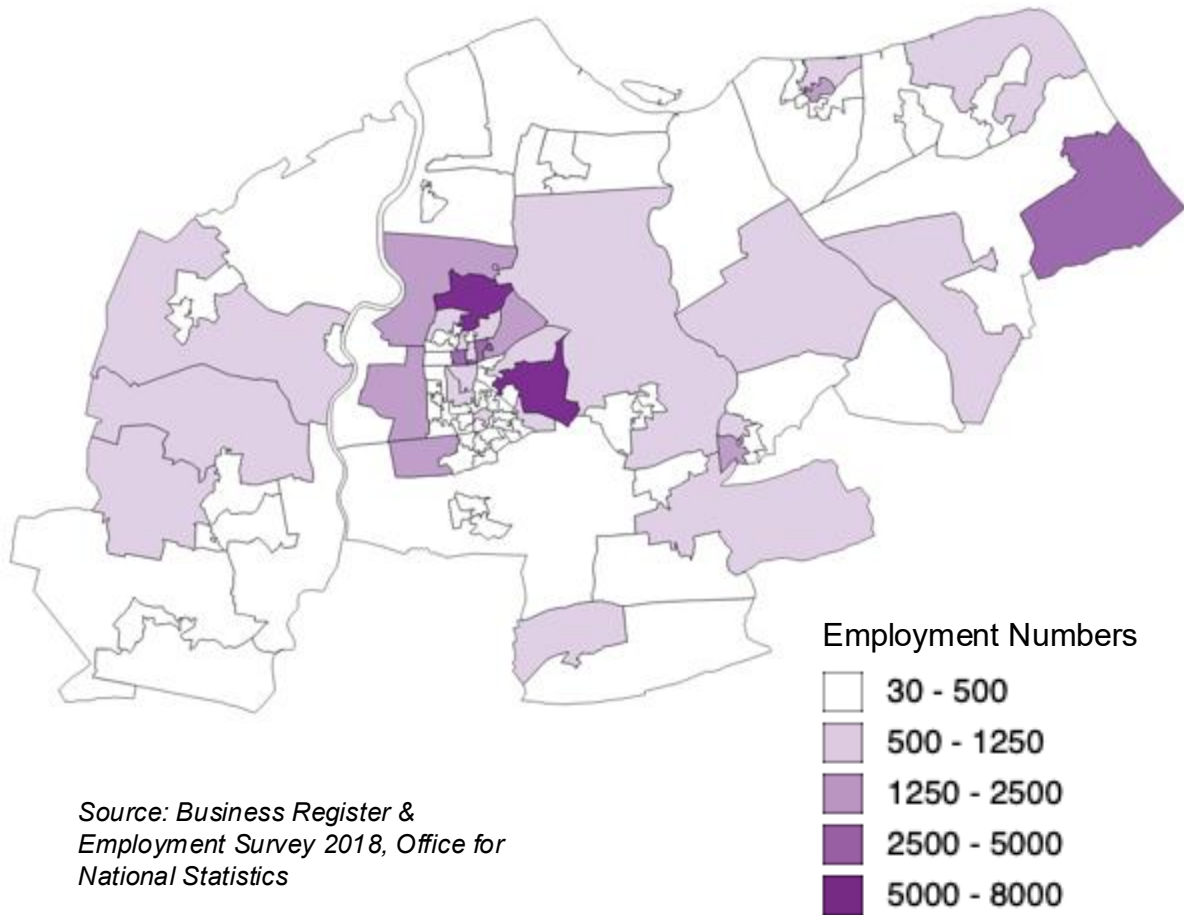
*Source: Business Register and Employment Survey, 2018, Office for National Statistics*

In total, the Construction sector provides **5,000 jobs** in North Lincolnshire, 7% of total employment in the area.

The sector is spread relatively evenly across a number of areas and these job numbers may not take into account very recent changes such as the closure of the Clugston Construction division.

CONTEXT

# NORTH LINCOLNSHIRE – EMPLOYMENT CENTRES AND KEY EMPLOYERS



Source: Business Register & Employment Survey 2018, Office for National Statistics

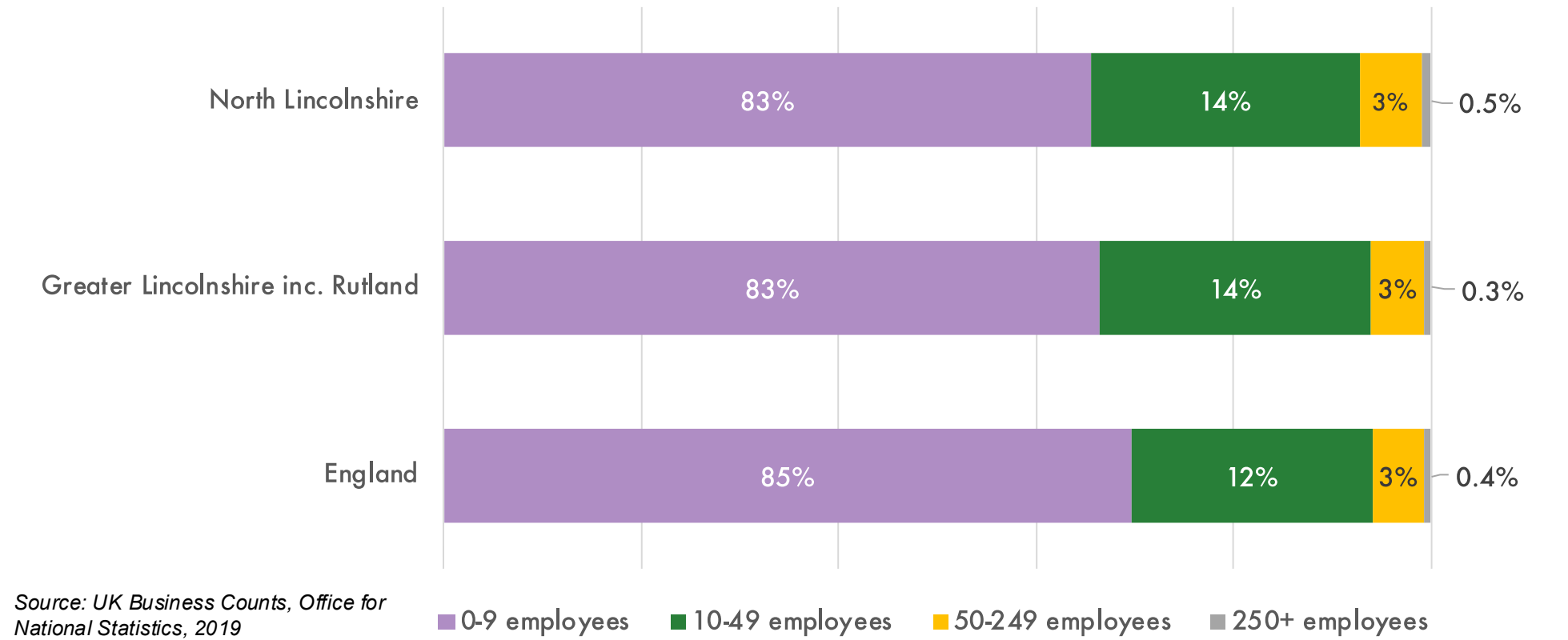
The map on the left shows that the highest concentrations of employment are in and around Scunthorpe, and across towards Immingham. Key employers across North Lincolnshire include:

- Amvale Medical Transport Ltd (Transport/Storage)
- B.O.C. (Manufacturing)
- Britcon (UK) Ltd (Construction)
- Bradbury Group (Manufacturing)
- British Steel (Manufacturing)
- Can-Pack UK (Food Manufacturing)
- Clugston Distribution (Transport/Storage)
- Cristal Pigment (Manufacturing)
- DFDS Logistics / Seaways (Transport/Storage)
- Engie Fabricom UK Ltd (Manufacturing)
- G.B. Terminals (Wholesale)
- Lebus Upholstery (Manufacturing)
- N.H.S (Healthcare)
- Nisa Retail Ltd (Retail)
- Osi Food Solutions (Food Manufacturing)
- P.D. Ports (Transport/Storage)
- Profile Security Group (Business Support Services)
- Tayto Group (Food Manufacturing)
- TSC Foods (Food Manufacturing)
- Total Lindsey Oil Refinery (Manufacturing)
- Wren Kitchens Ltd (Manufacturing)

CONTEXT

# NORTH LINCOLNSHIRE – EMPLOYMENT BY BUSINESS SIZE

Although with less micro-businesses (0-9 employees) than nationally, North Lincolnshire has **a greater proportion of SMEs** (10-249 employees), as well as **a greater proportion of larger businesses** (0.5%) with 250+ employees, when compared locally (0.3%) and nationally (0.4%). Larger businesses are more likely to have structured talent and workforce development programmes including Apprenticeships, often underpinned by the levy. It has been well documented however that several large manufacturing sector businesses locally (e.g. British Steel) have recently undergone rationalisation and restructuring initiatives.



# KEY LOCAL SECTORS AND POST-16 SKILLS IMPLICATIONS

Some implications in respect of employment sectors in the North Lincolnshire economy are as follows:

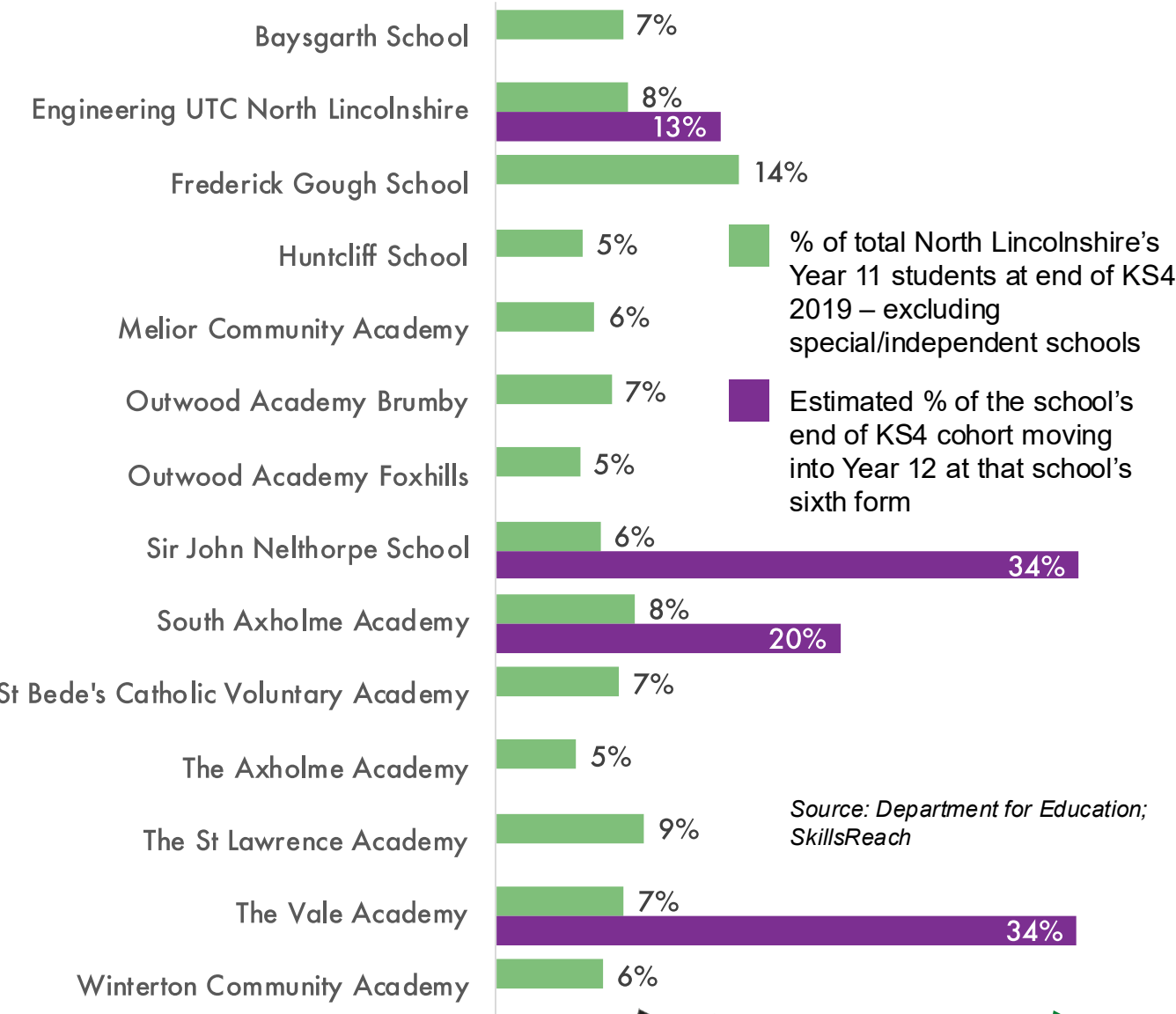
- The relative importance of larger businesses – both 49-249 employees and 250+ provides a sound infrastructure for both the recruitment of new talent via Apprenticeships and Graduate Schemes and structured workforce development. For example, most organisations with more than 100 employees will be subject to the Apprenticeship Levy that they can recoup by investing in apprentices or staff training.
- Manufacturing is the dominant employment sector accounting for 22% of all jobs locally with a number of nationally significant companies across a range of other manufactured products.
- The local transportation and storage sector is the largest in Greater Lincolnshire including many jobs specifically linked to the Port of Grimsby and Immingham.
- The Healthcare sector provides an important major career gateway locally with local structured career development opportunities through both NHS (Main Hospital and community) and other sector employers.
- The importance of manufacturing in terms of jobs and economic impact is very clear, although this is balanced by an under-representation of industries such as digital, professional services which nationally tend to be faster-growing, more knowledge intensive, and employ higher skilled workers.
- There are a number of large businesses with specialist skillsets in activities such as steel manufacture, food manufacturing, oil refining. These companies, due to their levy-paying status, are often in a position to support local entry-level talent and upskill their existing workforces – in partnership with local or national providers.

## C. DESTINATIONS & PERFORMANCE POST-16 IN NORTH LINCOLNSHIRE: SUMMARY

- Only 4 out of 14 larger secondary schools have their own linked sixth form provision meaning that the majority (**c71%**) of all North Lincolnshire pupils need to leave their Year 11 school to continue their studies.
- Only c5% of North Lincolnshire young people continue their studies in the sixth form of their Year 11 school; compared to the Greater Lincolnshire average of 46%.
- 39% of young people attend Sixth Form College compared to only 6% attending 'traditional' school sixth forms the virtual reverse of the overall Greater Lincolnshire picture of 36% attending school sixth forms and 12% sixth form colleges. Post 16 Apprenticeship destination rates are slightly higher than local and national averages.
- Post 16 provision is dominated by North Lindsey College and John Leggott Sixth Form College– between them accounting for 95% of Under 19 FE/Skills learning aims and 95% of the Under 19 cohort (that remain in North Lincolnshire post completion of KS4).
- Under 19 'FE and Skills' participation and achievement rates have fallen faster in recent years in North Lincolnshire than in both Greater Lincolnshire and England – particularly in 2018/19.
- Further Education sector subject area achievements represent a broad range of occupations although key local sectors such as healthcare, engineering and construction are prominent – particularly in respect of 'courses' rather than Apprenticeships.
- North Lincolnshire has one of the lower levels of HE participation in Greater Lincolnshire, which is also significantly below England participation levels.

DESTINATIONS

# NORTH LINCOLNSHIRE – POST 16 OPTIONS



Source: Department for Education;  
SkillsReach

## Comments:

Year 11 pupils in North Lincolnshire are mainly spread across these 14 larger schools, of which only four have continuing study options:

- Engineering UTC North Lincolnshire
- Sir John Nelthorpe School (Brigg Sixth Form)
- South Axholme Academy (Sixth Form)
- The Vale Academy (Brigg Sixth Form)

The sixth form provision at Sir John Nelthorpe School and The Vale Academy is collaborative and delivered through Brigg Sixth Form.

Only c5% of Year 11 pupils 'stay on' in their school sixth form with 71%+ of all North Lincolnshire Year 11 pupils needing to plan for a new study location when moving into Year 12. Barring those who go on to study outside of North Lincolnshire, the vast majority of these students go on to North Lindsey College and John Leggott Sixth Form College.

## DESTINATIONS

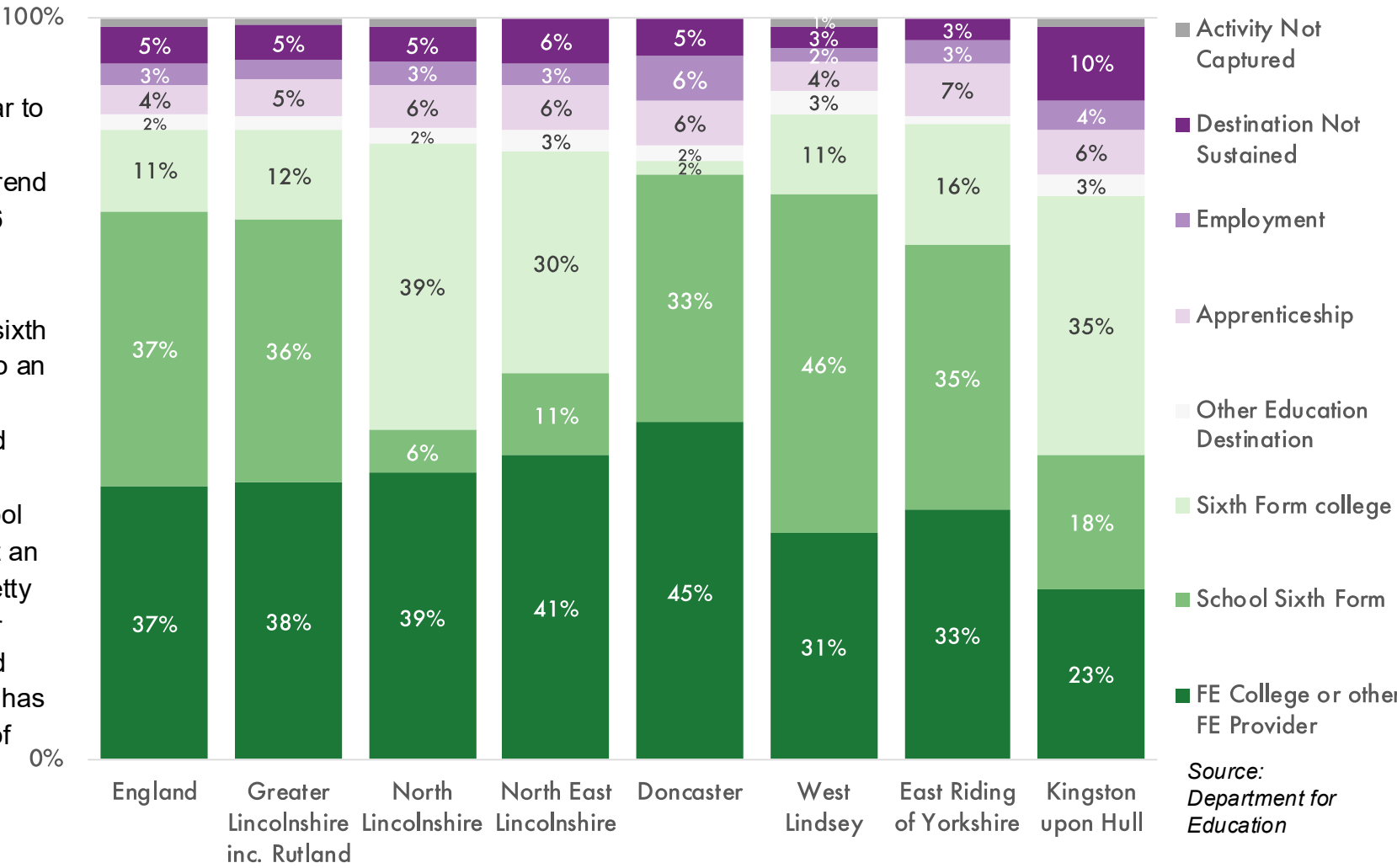


# NORTH LINCOLNSHIRE – POST 16 DESTINATIONS COMPARISON

2017/18 KS4 Destinations, 2016/17 Cohort

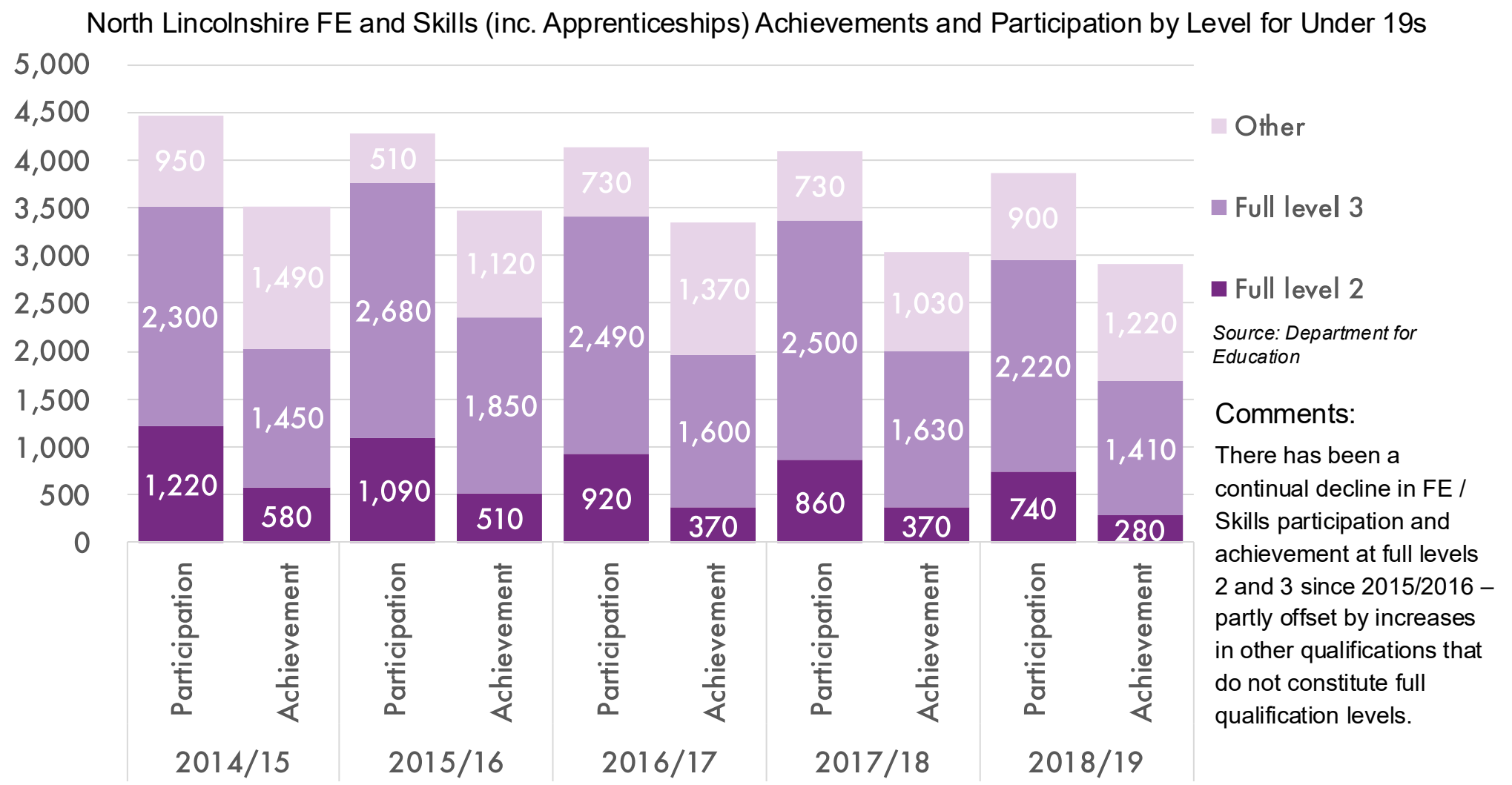
Comments:

North Lincolnshire, similar to its neighbour North East Lincolnshire, bucks the trend when it comes to post 16 sixth form provision with nearly 2 in five (39%) of young people attending sixth form college compared to an average of 12% across Greater Lincolnshire, and 11% nationally. Only 6% attend a ‘traditional’ school sixth form. Destination at an FE College at 39% is pretty much in line with Greater Lincolnshire and England averages. The area also has slightly higher numbers of Apprenticeships.



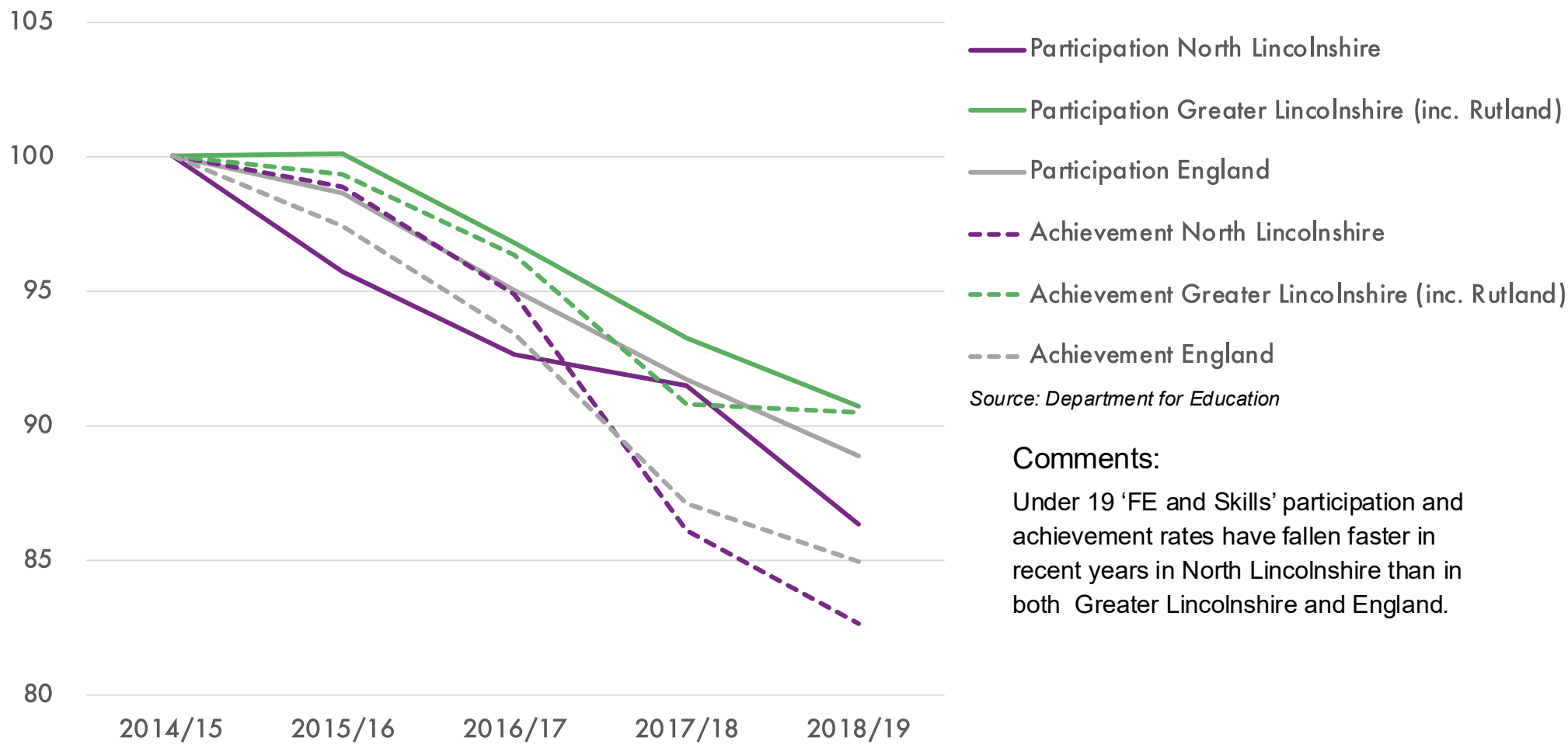
Source:  
Department for  
Education

# NORTH LINCOLNSHIRE – UNDER 19 ACHIEVEMENT & PARTICIPATION



# NORTH LINCOLNSHIRE – ACHIEVEMENT & PARTICIPATION TRENDS

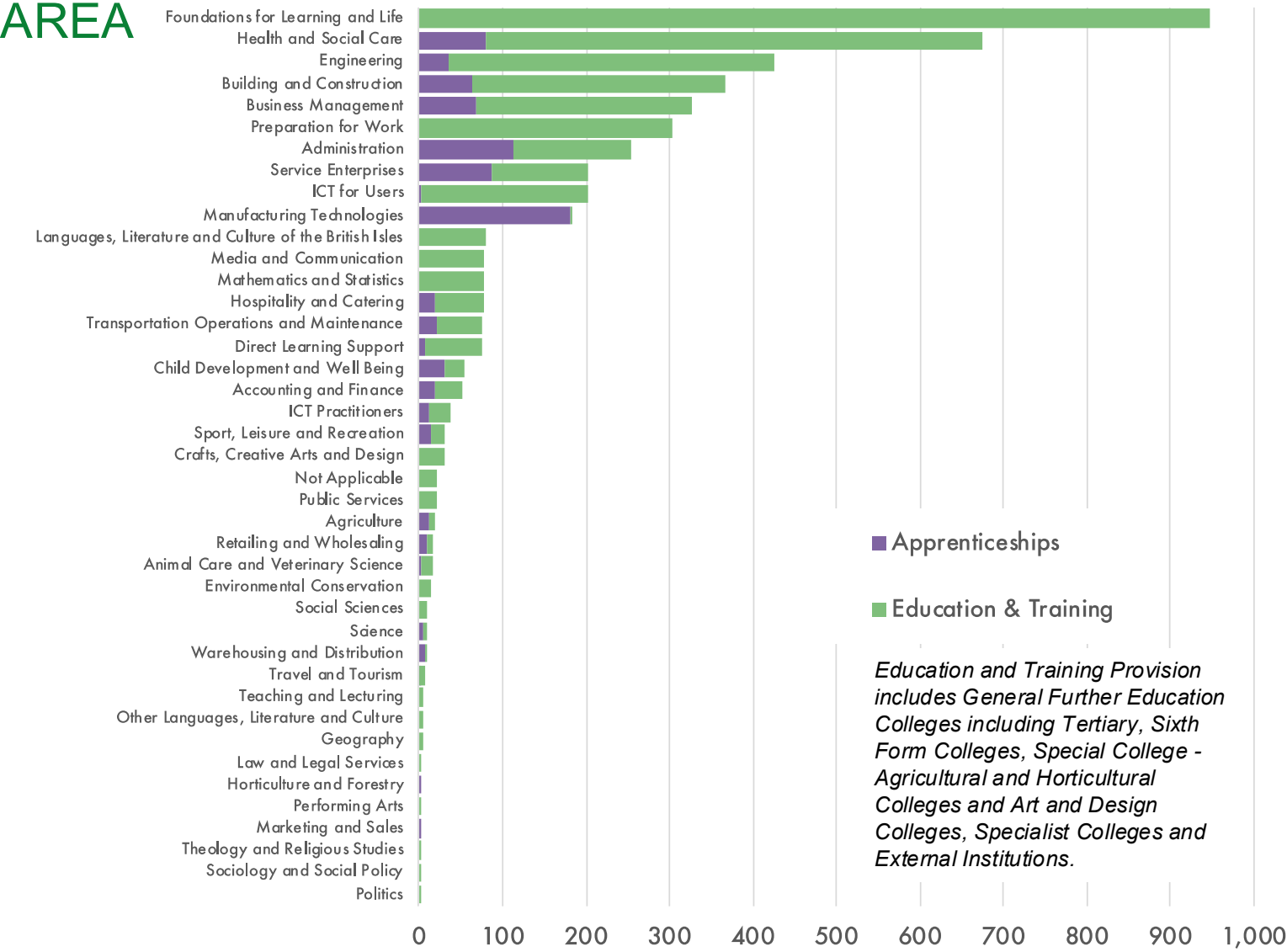
Change in FE and Skills (inc. Apprenticeships) Achievements and Participation for Under 19s, 2014/15=100



PERFORMANCE

# NORTH LINCOLNSHIRE – ACHIEVEMENTS BY SECTOR SUBJECT

## AREA



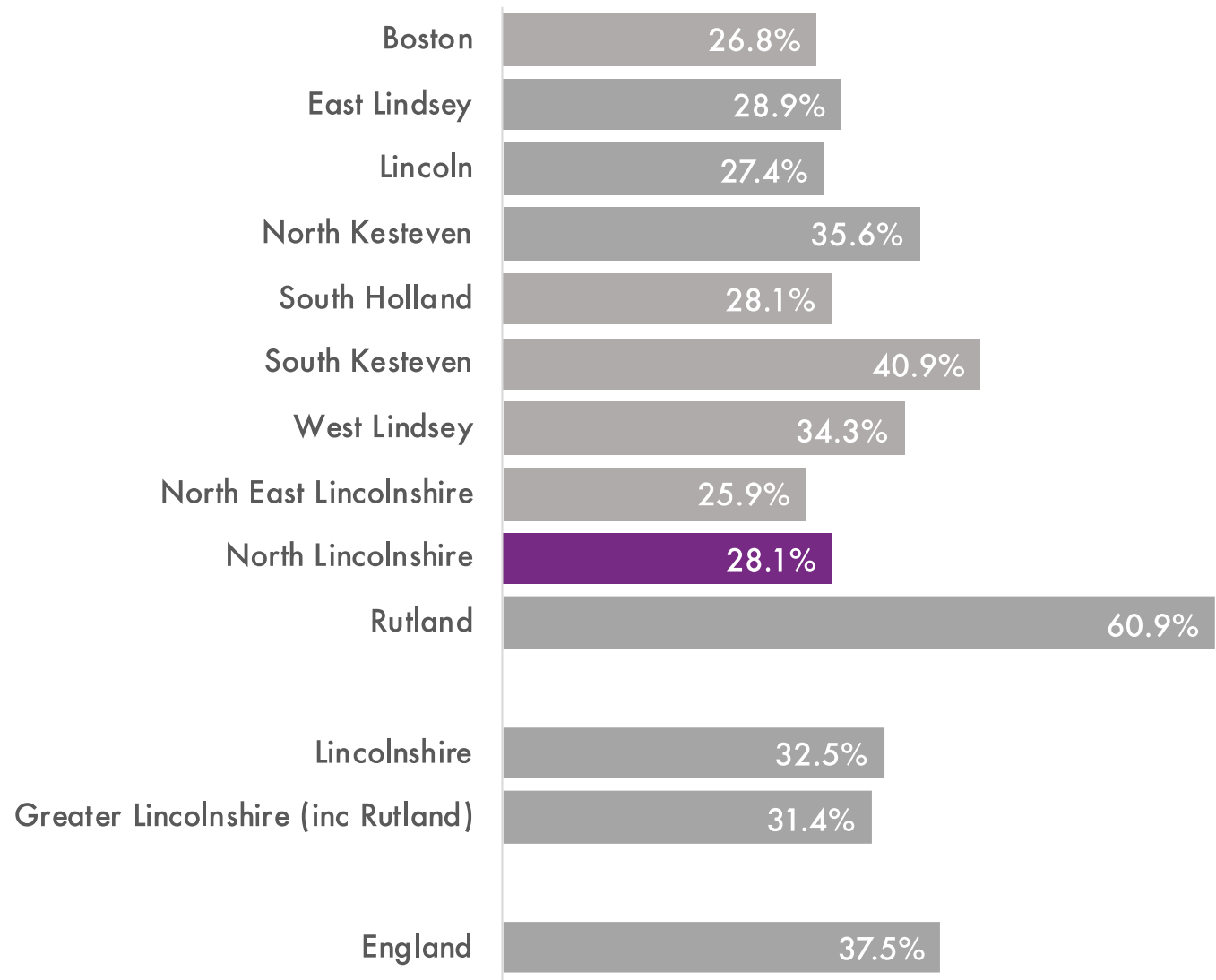
North Lincolnshire Further Education Achievements (all age Apprenticeships, and Adult [19+] FE and Skills learners that achieved, and all age Traineeships that completed an ESFA funded aim in the academic year 2018/19) by Tier 2 Sector Subject Area

Source: Department for Education

### Comments:

Further Education sector subject areas achievements represent a broad range of occupations although key local sectors such as healthcare, engineering and construction are prominent – particularly in respect of ‘courses’ rather than Apprenticeships. The highest Apprenticeship achievement numbers are in Manufacturing Technologies again connected to local economic strengths.

# HIGHER EDUCATION PARTICIPATION



## Higher Education Participation Rates across Greater Lincolnshire and Rutland

Source: POLAR4 data, Office for Students, 2018

The POLAR) ('participation of local areas') classification groups areas across the UK based on the proportion of young people (aged 18 or 19 years old) who enter and participate in higher education. It looks at how likely young people are to participate in higher education across the UK.

### Comments:

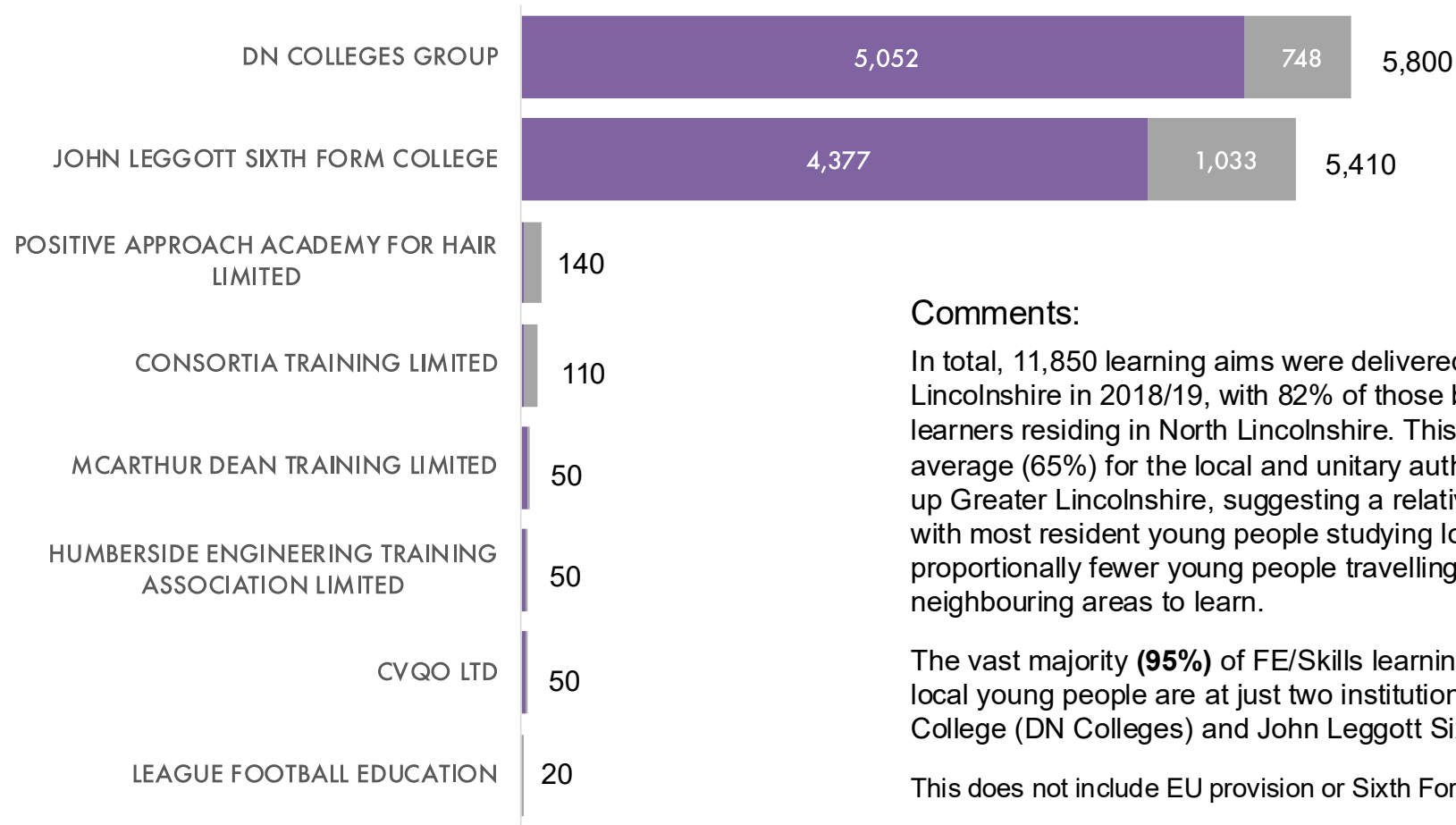
This chart shows that North Lincolnshire has one of the lower levels of HE participation in the Greater Lincolnshire (inc. Rutland) area, which is also significantly below England participation levels.

## D. NORTH LINCOLNSHIRE LOCATED OR ACCESSIBLE PROVISION: SUMMARY

- Our assumption based on the data available is that almost all the Year 11 cohort remain in North Lincolnshire for their post-16 education – the large majority leaving their Y11 school to join one of two specialist post-16 providers in North Lindsey College and John Leggott Sixth Form College.
- The high concentration of post-16 students in Scunthorpe ensures high learner footfall and a real breadth of accessible academic and vocational opportunities including higher education opportunities in areas such as engineering, construction, healthcare etc.
- As well as retaining almost all local young people, the two main post-16 providers deliver a further 16% of their combined total learning aims to Under 19 students from neighbouring local authority areas.
- Adult Learning provision in North Lincolnshire is delivered by three main providers: North Lindsey College, North Lincolnshire Council and Workers' Educational Association collectively delivering 74% of all Adult Learning Aims, with 74% of delivery to area residents.
- Apprenticeship participation for all age groups in North Lincolnshire has declined and, unlike Greater Lincolnshire overall, numbers have not increased between 2017/18 and 2018/19 apart from the 25+ age group.
- In line with national trends, the number of Intermediate Apprenticeship starts in North Lincolnshire is declining significantly, whilst Advanced and Higher/Degree Apprenticeships have started to grow.
- North Lincolnshire has Apprenticeship strengths in Construction, Manufacturing Technologies, and more surprisingly Service Enterprises. Engineering and Transportation, however, are under-represented occupations compared to other areas.
- North Lindsey College is the largest Apprenticeship provider with 33% of all starts; and strengths in occupational areas that reflect the local economy such as Manufacturing and Construction. In particular, the College is an early-adopter of the new Apprenticeship 'standards' that have replaced frameworks; already offering a very wide range to local employers and residents.

# NORTH LINCOLNSHIRE BASED PROVISION (UNDER 19)

FE and Skills Learning Aims (including Apprenticeships) delivered to Under 19s in North Lincolnshire, 2018/19



Comments:

In total, 11,850 learning aims were delivered to Under 19s in North Lincolnshire in 2018/19, with 82% of those being delivered to learners residing in North Lincolnshire. This is higher than the average (65%) for the local and unitary authority areas that make up Greater Lincolnshire, suggesting a relatively self-contained area with most resident young people studying locally, and proportionally fewer young people travelling into the area from neighbouring areas to learn.

The vast majority (**95%**) of FE/Skills learning aims delivered to local young people are at just two institutions – North Lindsey College (DN Colleges) and John Leggott Sixth Form College.

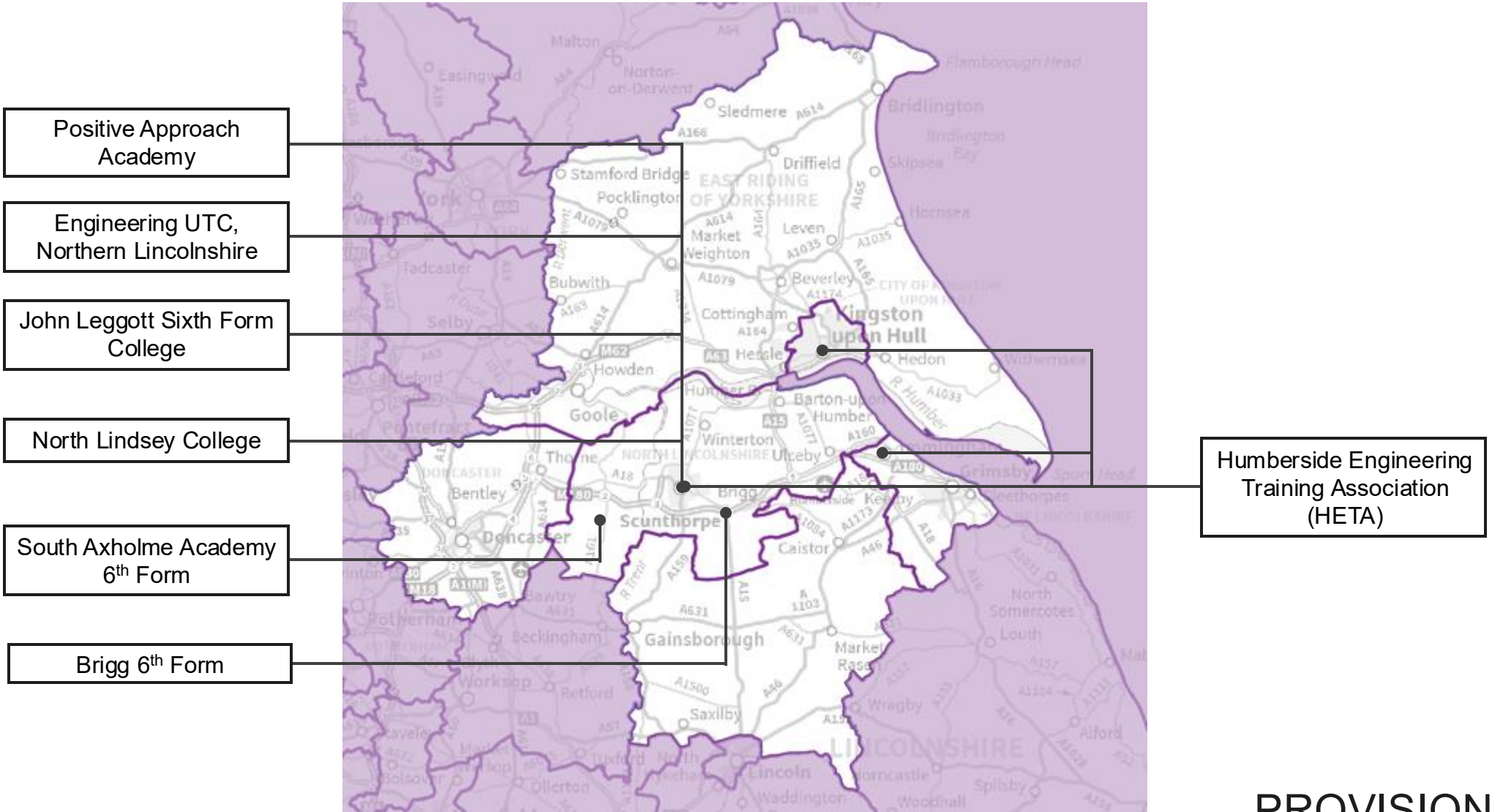
This does not include EU provision or Sixth Forms.

Source: Department for Education

- Provision Delivered to North Lincolnshire Resident Learners
- Provision Delivered to Learners from Outside of North Lincolnshire

PROVISION

# NORTH LINCOLNSHIRE KEY POST 16 PROVISION – AN OVERVIEW



PROVISION



# NORTH LINCOLNSHIRE POST-16 OFFER FOR YOUNG PEOPLE

Learning Provider Location	Subject Options
John Leggott Sixth Form College	<p><b>A Levels including:</b> 3D Design, Accountancy, Biology, Business Studies, Chemistry, Computer Science, Drama &amp; Theatre Studies, Economics, Electronics, English Language, English Literature, Fashion &amp; Textiles, Film Studies, Fine Art, French, Further Mathematics, Geography, Geology, Government &amp; Politics, Graphic Communication, History, Law, Mathematics, Media Studies, Music, Photography, Physical Education, Physics, Psychology, Religious Studies, Sociology, Spanish: Extended Project</p> <p><b>Vocational Learning (BTEC/CTEC and others at Levels 2 and 3) including:</b> Access to Healthcare Professions, Applied Law, Applied Psychology, Applied Science, Art &amp; Design, Business, Children's Play, Learning &amp; Development, Creative Computing, Creative Media, Criminology, Dance, Engineering, Esports, Film &amp; TV Production, Games Design, Health &amp; Social Care, Information Technology, Musical Theatre, Performing Arts - Dance, Photography, Public Services, Sport,</p> <p><b>Higher Education:</b> Foundation Degree in Art, Design and Media</p>
Brigg Sixth Form (Sir John Nelthorpe/ The Vale Academy)	<p><b>A Levels including:</b> Fine Art, Biology, Business Studies, Chemistry, Computer Science, Drama &amp; Theatre Studies, English Language, English Literature, French, Geography, German, History, Mathematics, Further Mathematics, Media Studies, Music, Physics, Politics, Product Design, Psychology, Physical Education, Sociology, Spanish.</p> <p><b>Other Level 3 Qualifications:</b> Art &amp; Design, Health &amp; Social Care, IT, Music, Physical Education</p>
South Axholme Academy 6th form	<p><b>A Levels including:</b> Art, &amp; Design, Biology, Chemistry, English Language, English Literature, Geography, History, Mathematics, Psychology. Physics, Sociology</p> <p><b>Other Level 3 Qualifications :</b> Applied Science, Business Studies, Health &amp; Social Care, Sport &amp; Physical Activity</p>
Engineering UTC, Northern Lincolnshire	<p><b>Level 3 Pathway:</b> Cambridge Technical Diploma in Engineering (2 A Levels) and Quantitative Reasoning (A/S Level) 2 Year course - 12 units and choice of optional subjects - A Level Maths and Practical EPQ (1/2 A Level)</p> <p><b>Level 2 Pathway:</b> Cambridge Technical Certificate in Engineering 1 year course with Maths and English resits if applicable, and Leadership / resilience training</p>
Other Provision	<p>Relatively small numbers of learners access other locally-based provision (especially Apprenticeships). This includes:</p> <p><b>HETA</b> - Engineering Apprenticeships in: Electrical, Mechanical, Fabrication &amp; Welding, Multiskilled, Instrumentation and Process; Engineering NVQs at Levels 2,3 and 4: HNC/ HND Mechanical Engineering;; HNC/HND in Electrical and Electronic Engineering</p> <p><b>Positive Approach Academy</b> - Apprenticeships : Hair Professional (Intermediate/Advanced) Beauty Professional (Intermediate/Advanced)</p>

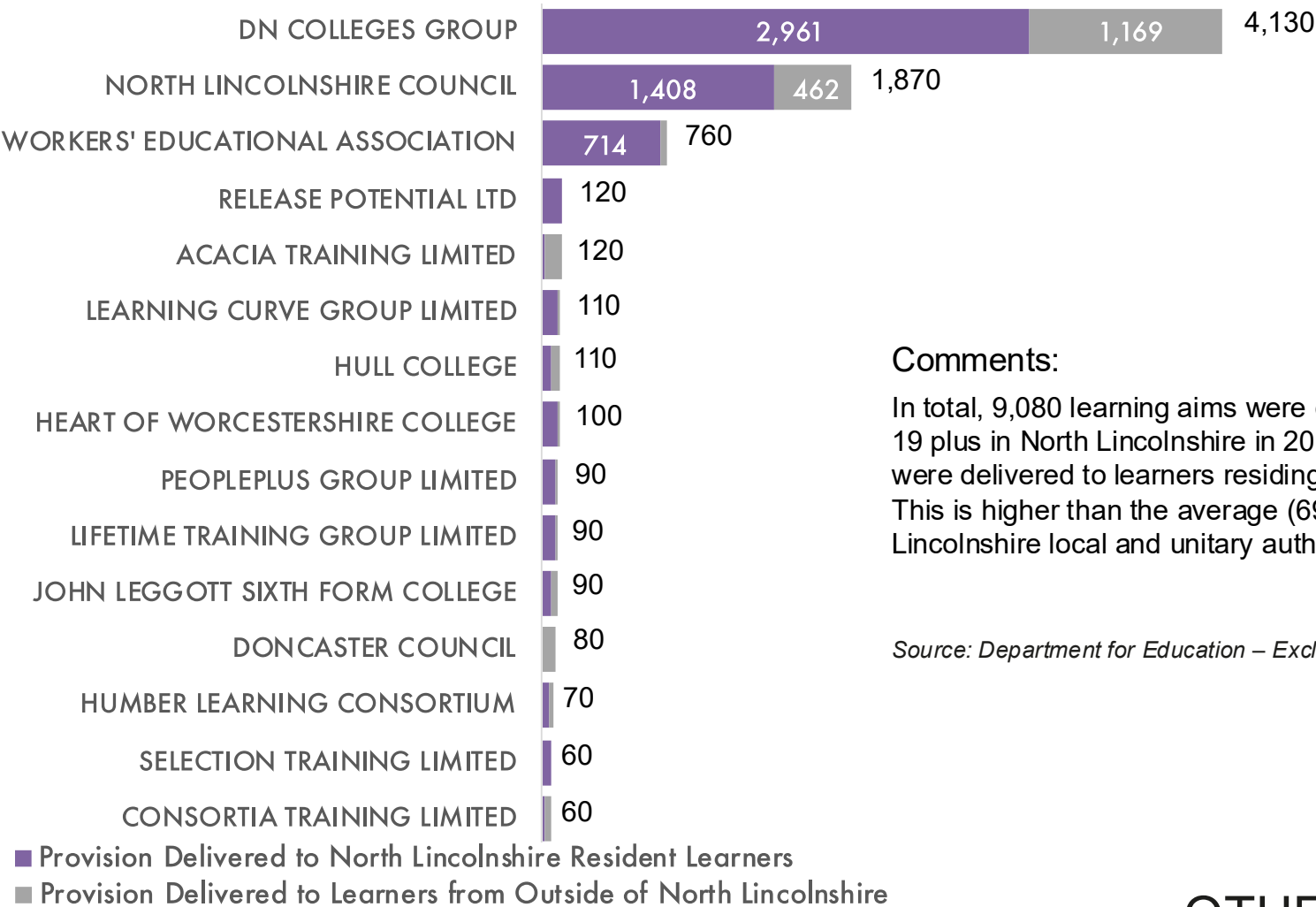
PROVISION

# NORTH LINCOLNSHIRE POST-16 OFFER FOR YOUNG PEOPLE Cont.

Learning Provider Location	Subject Options
North Lindsey College	<p><b>Course by Sector including:</b> <b>Manufacturing:</b> 1 x L1, 7 x L2, 9 x L3; <b>Visitor Economy</b> (including hospitality/catering): 2 x L1, 2 x L2, 3 x L3; <b>Healthcare:</b> 2 x L1, 1 x L2 and 2x L3; <b>Construction:</b> 6 x L1, 5 x L2, 4 x L3; <b>Digital/ICT:</b> 1 x L1, 2 x L2, 3 x L3; <b>Others</b> include: <b>Animal Care:</b> 1 xL1, 2 x L2, 3 x L3; <b>Creative Industries:</b> 2 x L3 : <b>Finance:</b> 2 x L2, 1 x L3, 1 x L4; <b>Business:</b> 1 x L3; <b>Public Services:</b> 1 x L1, 1 x L2, 4 x L3; <b>Personal Services Hair/Beauty:</b> 4 x L2; <b>Motor Vehicle:</b> 13 x IRTEC courses, 3 x L1, 3 x L2, 3 x L3; <b>Performing Arts:</b> 4 x L3.</p> <p><b>Apprenticeships including:</b> <b>Manufacturing:</b> L2 furniture manufacturing; L3 Manufacturing Engineering; Level 2/3 Fabrication and welding; L2 engineering operative; L2/3 general welder (arc processes) L3 engineering design and draughtsperson; L3 engineering technician;; L3 pipefitting; L3 engineering technician (mechatronics) L3 metal fabricator; L3 refrigeration air conditioning and heat pump technician L3 Science industry maintenance technician L5 technician scientist ; <b>Visitor Economy / Service Sector</b> : L2 Retailer; L3 Customer Service; L3 Retail Team Leader. L2 Sport Activity Leadership; L3 Sport Development. <b>Healthcare:</b> L2 Children and Young People's Workforce; L3 Early Years Educator L2 Adult Care Worker; L2 Healthcare Support Worker: L3 Lead Adult Care Worker; L3 Senior Healthcare Support : L5 Healthcare Assistant Practitioner; L5 Leader in Adult Care; L5 Nursing Associate : <b>Construction</b> :L2 Groundworker : L2 Bricklaying; Level 2/3 Carpentry &amp; Joinery; L2 Painting and Decorating; L2/3 Plumbing &amp; heating; L2 Property Maintenance Operative; L2 Construction Assembly and Installation Operative; L2 plasterer; L2 Wall and Floor Tiler; L3 Engineering Construction Pipefitting; <b>Digital / ICT:</b> L2 IT, software and telecoms; L3 Infrastructure Technician; L3 Digital Marketer; L3 Junior Content Producer; L3 Marketing Assistant <b>Other:</b> L2/3 Business Administration; L3 Team Leader/Supervisor; L5 Operations/.Departmental Manager; L6 Chartered Manager (Degree) Apprenticeship. L2 Accountancy; L3 Assistant Accountant. L2/3 Supporting Teaching and Learning. L3 Teaching Assistant. L2/3 Beauty Therapy; L2/3 Hair Professional. L2/3 Motor Vehicle Body and Paint; L2 Vehicle Fitting; L3 Accident Repair Technician;; L3 Vehicle Damage Paint Technician</p> <p><b>Higher Education Access:</b> Humanities and Social Science; Health Science Professions.</p> <p><b>Higher Education: Manufacturing and Engineering:</b> HNC/ HND Engineering (mechanical / electrical) FdEng in Integrated Engineering (electrical engineering); FdEng in Integrated Engineering (mechanical engineering); FdSc Engineering (automation; <b>Visitor Economy</b> : FdSc Sport, Exercise and Coaching Science; HNC/ HND in Hospitality Management; BSc (Hons) in Sport, Exercise and Coaching science; <b>Healthcare and Education:</b> BA (Hons) Counselling; BSc (Hons) Health &amp; Social Care; FdA Counselling; FdSc Professional Practice in Health &amp; Social Care; FdSc in Biochemistry; FdSc in Bioscience; <b>Construction</b> : HNC Construction civil engineering; HNC / HND Construction and the built environment; including Construction Management <b>Digital / ICT</b> : HND Games Computing HND Computer Science <b>Other</b> : FdSc in Animal Welfare Science; BA (Hons) Business and Management; FdA in Management; HND Business; BA (Hons Children, Learning and Development education (including early childhood); Certificate in Education; FdA Children, Learning &amp; Development (SEND / Early Childhood / learning support); MA Educational Research practice; pre-service initial teacher education (lifelong learning) and PGCE. BA (Hons) in English and History Studies</p>

# NORTH LINCOLNSHIRE TOP PROVIDERS (ADULTS - 19 PLUS)

FE and Skills Learning Aims (including Apprenticeships) delivered to those aged 19+ in North Lincolnshire, 2018/19



Comments:

In total, 9,080 learning aims were delivered to those aged 19 plus in North Lincolnshire in 2018/19, 74% of which were delivered to learners residing in North Lincolnshire. This is higher than the average (69%) for the Greater Lincolnshire local and unitary authority areas.

Source: Department for Education – Excluding ESF provision

OTHER PROVISION

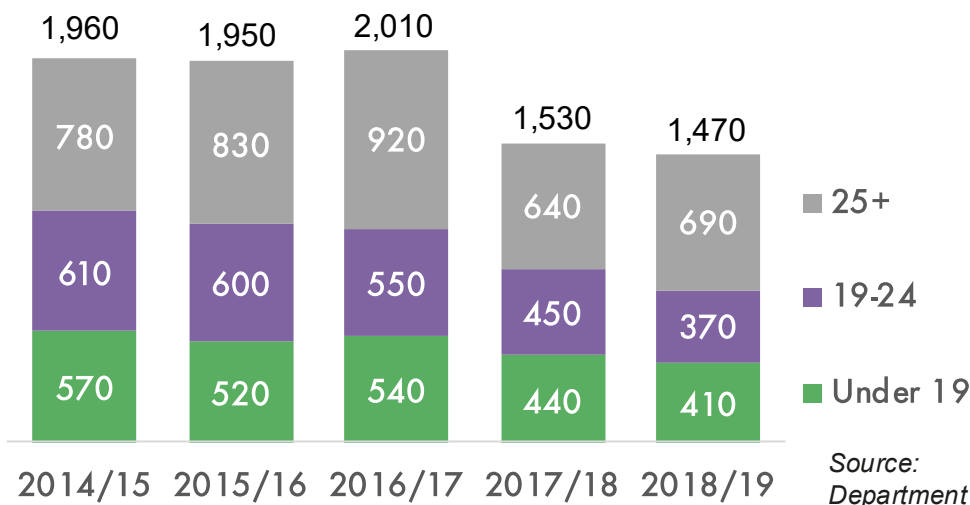
# NORTH LINCOLNSHIRE APPRENTICESHIPS – STARTS BY AGE GROUP

Comments:

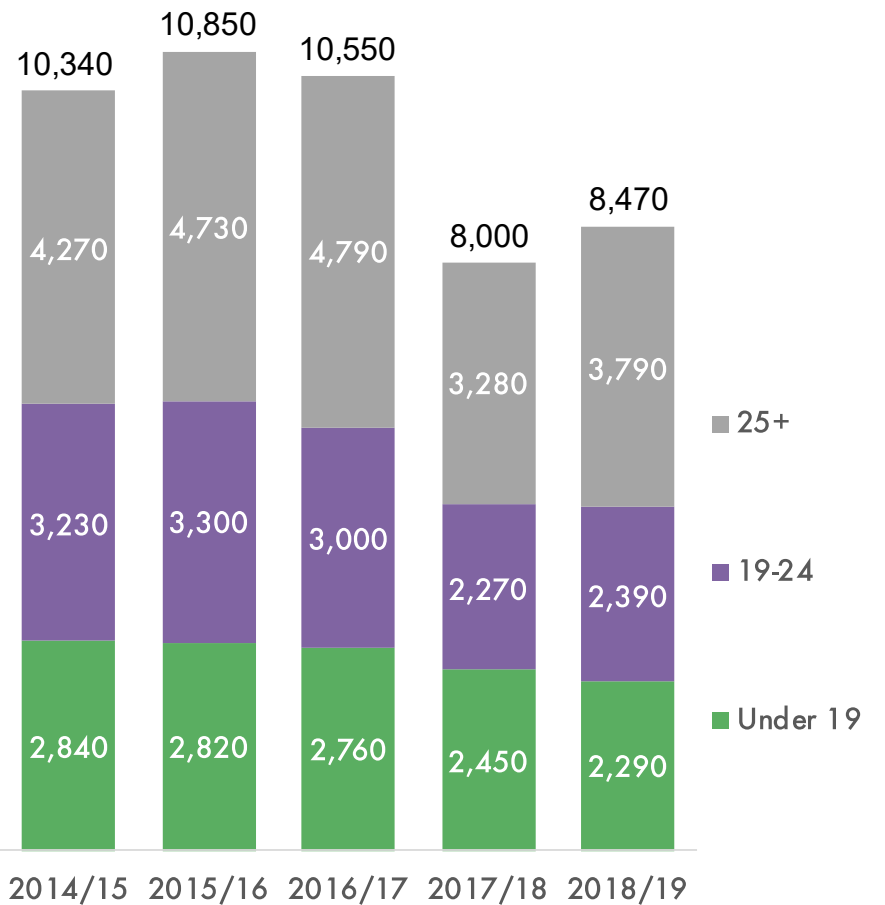
Apprenticeship participation for all age groups in North Lincolnshire has declined overall, and unlike Greater Lincolnshire, numbers have not increased between 2017/18 and 2018/19 apart from the 25+ age group.

Greater Lincolnshire (inc. Rutland) Apprenticeship Starts by Age Group, 2014/15 – 2018/19

North Lincolnshire Apprenticeship Starts by Age Group, 2014/15 – 2018/19



Source:  
Department for  
Education



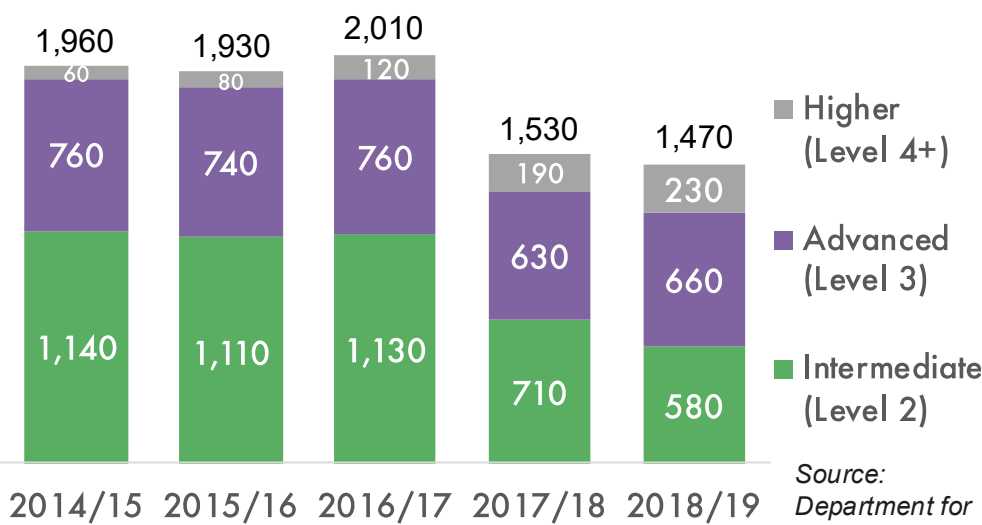
OTHER PROVISION

# NORTH LINCOLNSHIRE APPRENTICESHIPS – STARTS BY LEVEL

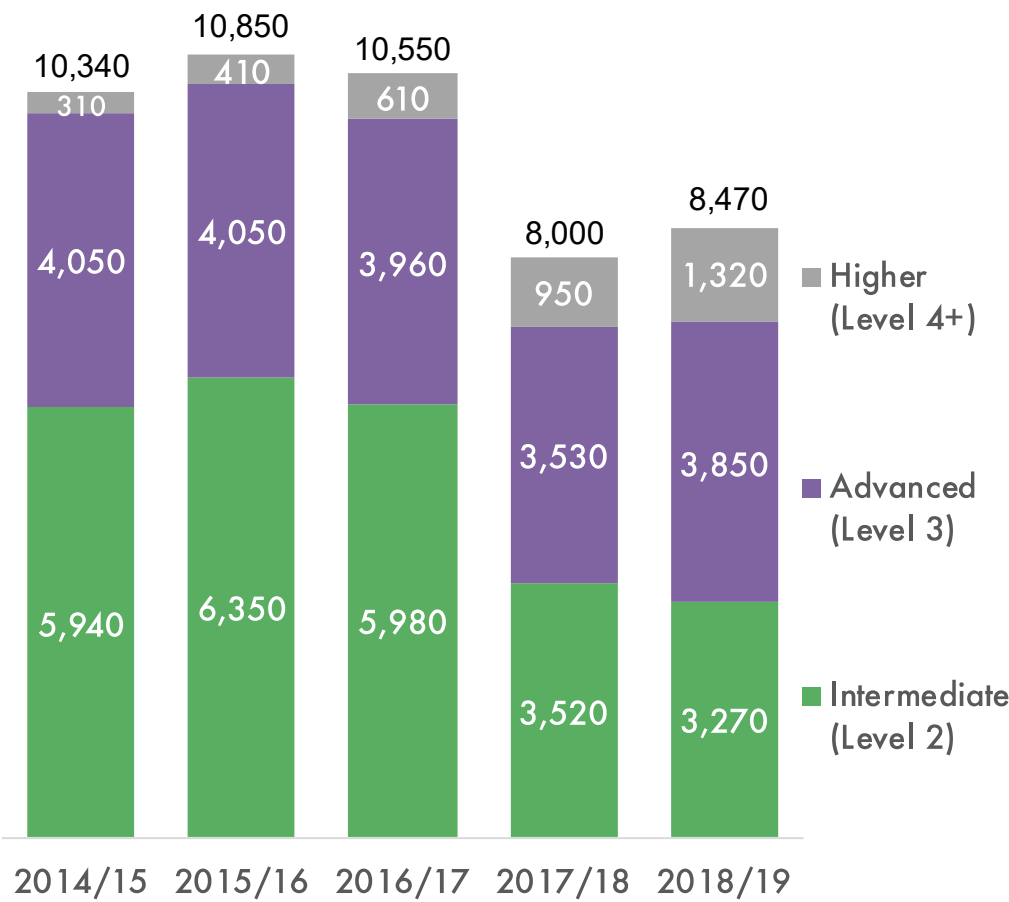
## Comments:

In line with national trends, the number of Intermediate Apprenticeship starts in North Lincolnshire is declining, whilst Advanced Apprenticeships have just started to increase in numbers. Higher/Degree Apprenticeships are also growing – perhaps linked to local levy-payer investment from the larger, local employers.

North Lincolnshire Apprenticeship Starts by Level, 2014/15 – 2018/19



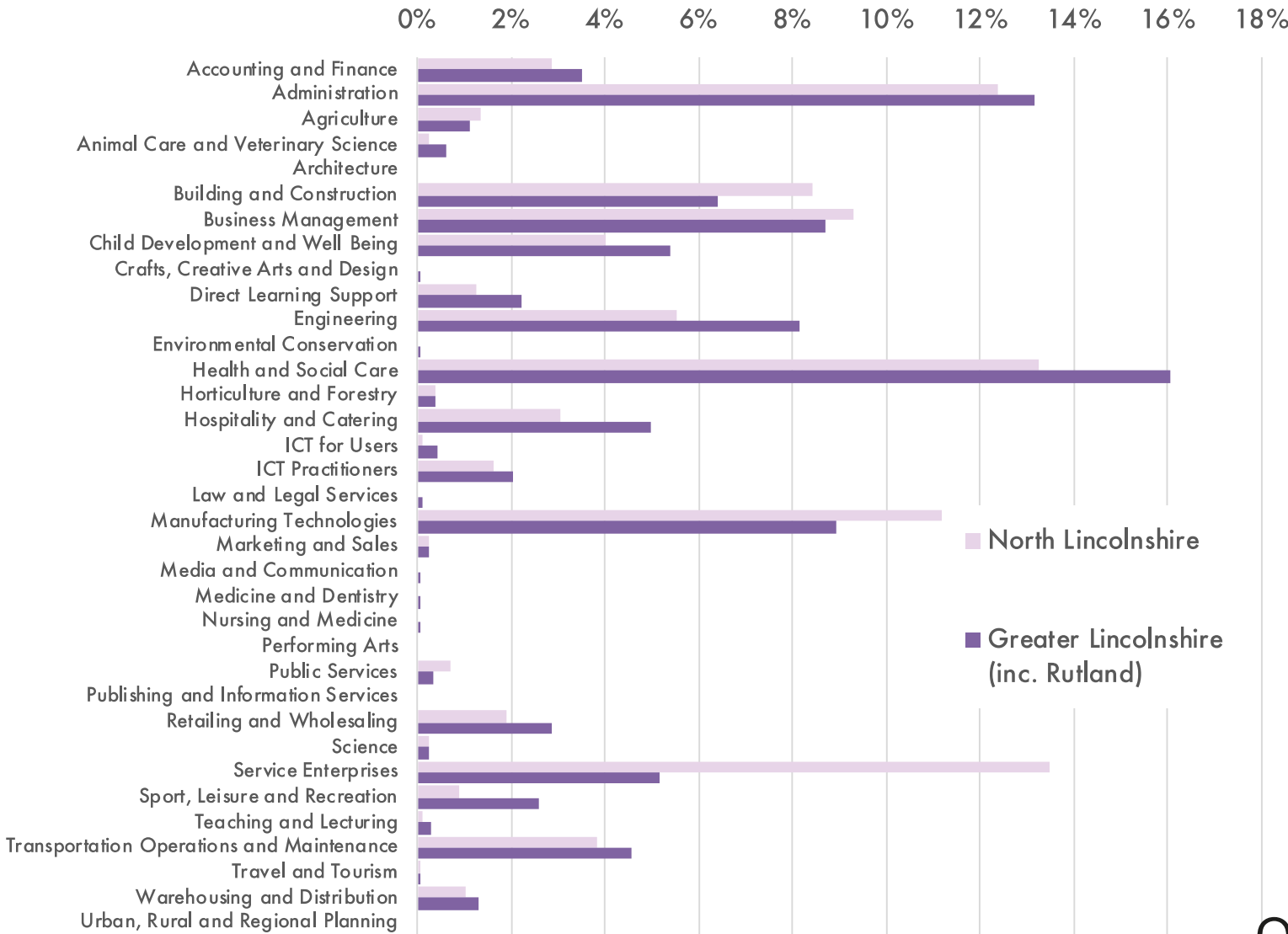
Greater Lincolnshire (inc. Rutland) Apprenticeship Starts by Level, 2014/15 – 2018/19



Source:  
Department for  
Education

OTHER PROVISION

# NORTH LINCOLNSHIRE APPRENTICESHIPS – 2018/19 STARTS BY SSA



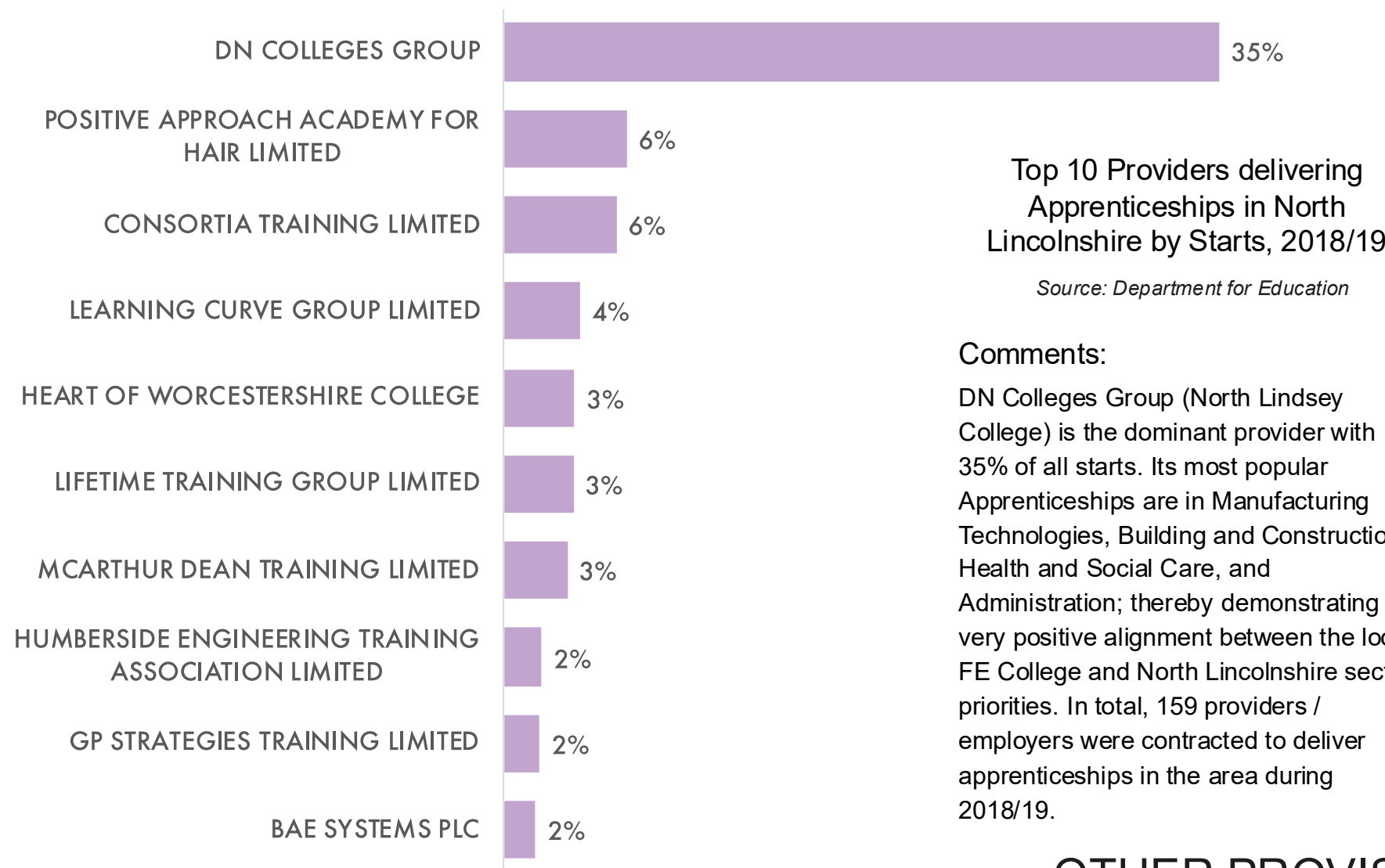
2018/19 Apprenticeship Starts by Sector Subject Area (SSA) Tier 2

Source: Department for Education

**Comments:**  
Relative to Greater Lincolnshire, North Lincolnshire has strengths in Construction, Manufacturing Technologies, and Service Enterprises (which covers Beauty Therapy, Cleaning and Environmental Support Services, Property Services, Facilities Management, Barbering, Hairdressing, Nail Services, and Funeral Operations and Services). Considering their local significance, one might have also expected higher proportions in engineering and transportation too.

OTHER PROVISION

# NORTH LINCOLNSHIRE APPRENTICESHIPS – 2018/19 STARTS BY PROVIDER



Top 10 Providers delivering Apprenticeships in North Lincolnshire by Starts, 2018/19

Source: Department for Education

Comments:

DN Colleges Group (North Lindsey College) is the dominant provider with 35% of all starts. Its most popular Apprenticeships are in Manufacturing Technologies, Building and Construction, Health and Social Care, and Administration; thereby demonstrating very positive alignment between the local FE College and North Lincolnshire sector priorities. In total, 159 providers / employers were contracted to deliver apprenticeships in the area during 2018/19.

OTHER PROVISION